

A modern, two-story house with large glass windows and a balcony. In the foreground, a swimming pool is visible, and a lounge chair with white cushions and a brown towel is positioned on a deck made of Trex composite decking. The scene is set in a bright, sunny outdoor environment.

Trex[®]

PERFORMANCE  ENGINEERED[™]
FOR YOUR LIFE OUTDOORS



Your preferred Performance-Engineered™ decking, railing, cladding, lighting, furniture and more is here.

| | |
|-------------------------------------|----|
| Why Trex? | 4 |
| Trex Decking | 6 |
| Decking Swatches | 8 |
| Trex Signature® Decking | 10 |
| Transcend® Lineage® Decking | 12 |
| Transcend® Decking | 14 |
| Trex Select® Decking | 16 |
| Trex Hideaway® Hidden Fasteners | 17 |
| Enhance® Decking | 18 |
| Trex Railing | 20 |
| Railing Overview | 22 |
| Trex Signature® X-Series™ Railing | 24 |
| Trex Signature® Railing | 26 |
| Transcend® Railing | 28 |
| Trex Select® Railing | 30 |
| Enhance™ Railing | 32 |
| Online Tools | 33 |
| Trex Outdoor Living Products | 34 |
| Detailed Product Specs | 36 |
| Warranties | 46 |

DECKING:
Trex Signature in
Ocracoke (OC)

RAILING:
Trex Signature in
Charcoal Black (BK)
with mesh infill

The trusted choice of professionals

Trex is the top preferred decking brand over wood and other composites. Commercial and residential building professionals have turned to Trex for more than 30 years to create enviable outdoor spaces. With guaranteed performance ranging from 25 to 50 years, our low-maintenance surfaces result in builds with enduring curb appeal.



Trex has been recognized with awards for product excellence and innovation from organizations representing architects, homebuilders, contractors, distributors and dealers, and we continually set and raise the bar for the composite decking category.



New railing products bring the strength and sleek design of metal railing within reach for all projects. With a broader range of infill options, there are now even more beautiful alternatives to wood to explore.




With a commitment to innovation, Trex has curated a composite decking fastening system that simplifies the building process. The Trex Hideaway® Fastener Collection stands as a comprehensive and versatile solution, offering the technology and tools needed for a seamless composite deck installation.

Trex composite decking is sustainably made in the USA from up to 95% recycled plastic film and reclaimed wood.



Trex was ranked by *Newsweek* as one of America's Most Responsible Companies 2024, and won *Green Builder Media's* Sustainable Brand Leader in the decking category for the 14th consecutive year.





DECKING:
Trex Transcend Lineage in
Biscayne (BC)

RAILING:
Trex Signature in Charcoal
Black (BK)

Decking

Stylish composite decking outperforms wood for hassle-free outdoor living



Highly Durable

Composite deck boards that stand up to both weather and weekend mishaps alike—they won't rot, warp, splinter, fade or stain.*



Easy Care & Cleanup

Our boards need no sanding or staining. No kidding. Easy soap & water cleanup keeps decking like new.



Always Green

Made in the U.S.A. using up to 95% recycled plastic film and reclaimed sawdust.



DECKING:
Trex Signature in Whidbey (WY)



Heat Mitigating

Only Trex offers SunComfortable™, the most advanced heat-mitigating technology. Deck colors with this symbol are engineered to be noticeably cooler than boards of a similar color without heat-mitigating technology in the same sun and heat conditions.**



Water Friendly

Every Trex composite board is submersible and beautifully repels water in all forms. Saltwater, lake water, rainwater, pool water, and yup, even that bottled water that got out of hand.



Fire Resistant

Boards with this symbol are Wildland Urban Interface (WUI) compliant, making them an excellent option for areas prone to wildfires for a common sense approach to safely living your life outdoors.



DECKING:
Trex Transcend Lineage in Biscayne (BC)

*See limited warranties on page 46 for further details.

**Our SunComfortable™ products with heat-mitigating technology are designed to be cooler than most other composite decking products of a similar color. Although engineered to be more comfortable, they can still get hot to the touch when direct sunlight and high temperatures converge for extended periods of time. On such days, care should be taken.

Trex Signature®

Trex Transcend® LINEAGE®

Trex Transcend®

Trex Select®

Trex Enhance® NATURALS

Trex Enhance® BASICS

\$\$\$\$\$ 50 YEARS  ★★★★★

\$\$\$\$\$ 50 YEARS  ★★★★★

\$\$\$\$\$ 50 YEARS  ★★★★★


\$\$\$ 35 YEARS  ★★★

\$\$ 25 YEARS  ★

\$ 25 YEARS  ★



Whidbey



Island Mist



Island Mist




Pebble Grey




Foggy Wharf



Clam Shell




Ocracoke



Biscayne




Tiki Torch



Saddle



Rocky Harbor



Tide Pool

Make the Trex decision
that's right for you™

PRICE

\$ - \$\$\$\$\$\$

LIMITED RESIDENTIAL
WARRANTY COVERAGE




DECKING
SCRATCH RESISTANCE

★ - ★★★★★


FIRE-RESISTANT




Boards with this symbol are Wildland Urban Interface (WUI) compliant, making them an excellent option for areas prone to wildfires.




Rainier




Havana Gold




Malted Barley



Toasted Sand




Beach Dune




Hatteras




Spiced Rum




Whiskey Barrel



Coastal Bluff



Saddle




Jasper




Lava Rock



Millstone



Cinnamon Cove



Carmel




Rope Swing

HEAT MITIGATING



Our SunComfortable™ products with heat-mitigating technology are designed to be cooler than most other composite decking products of a similar color. Although engineered to be more comfortable, they can still get hot to the touch when direct sunlight and high temperatures converge for extended periods of time. On such days, care should be taken.



Honey Grove

BOARD PROFILES



Use with Trex Hideaway® Hidden Fastening System for a clean, screw-free appearance.



DECKING:
Trex Signature in Ocracoke (OC)
RAILING:
Trex Signature in Charcoal Black (BK)
with mesh infill



DECKING:
Trex Signature in Whidbey (WY)
RAILING:
Trex Signature in Charcoal Black
(BK) with Rod Rail infill

Superior scratch resistance makes Trex Signature decking an excellent choice for high-traffic spaces, including commercial applications like this outdoor wine bar.



TrexSignature®

Setting a new standard for style in outdoor living

\$\$\$\$\$

★★★★★
SCRATCH RESISTANCE

Performance-Engineered™ decking with luxury wood aesthetics and natural colors

The crowning achievement of our decking innovation, made with the beauty of nature in mind.

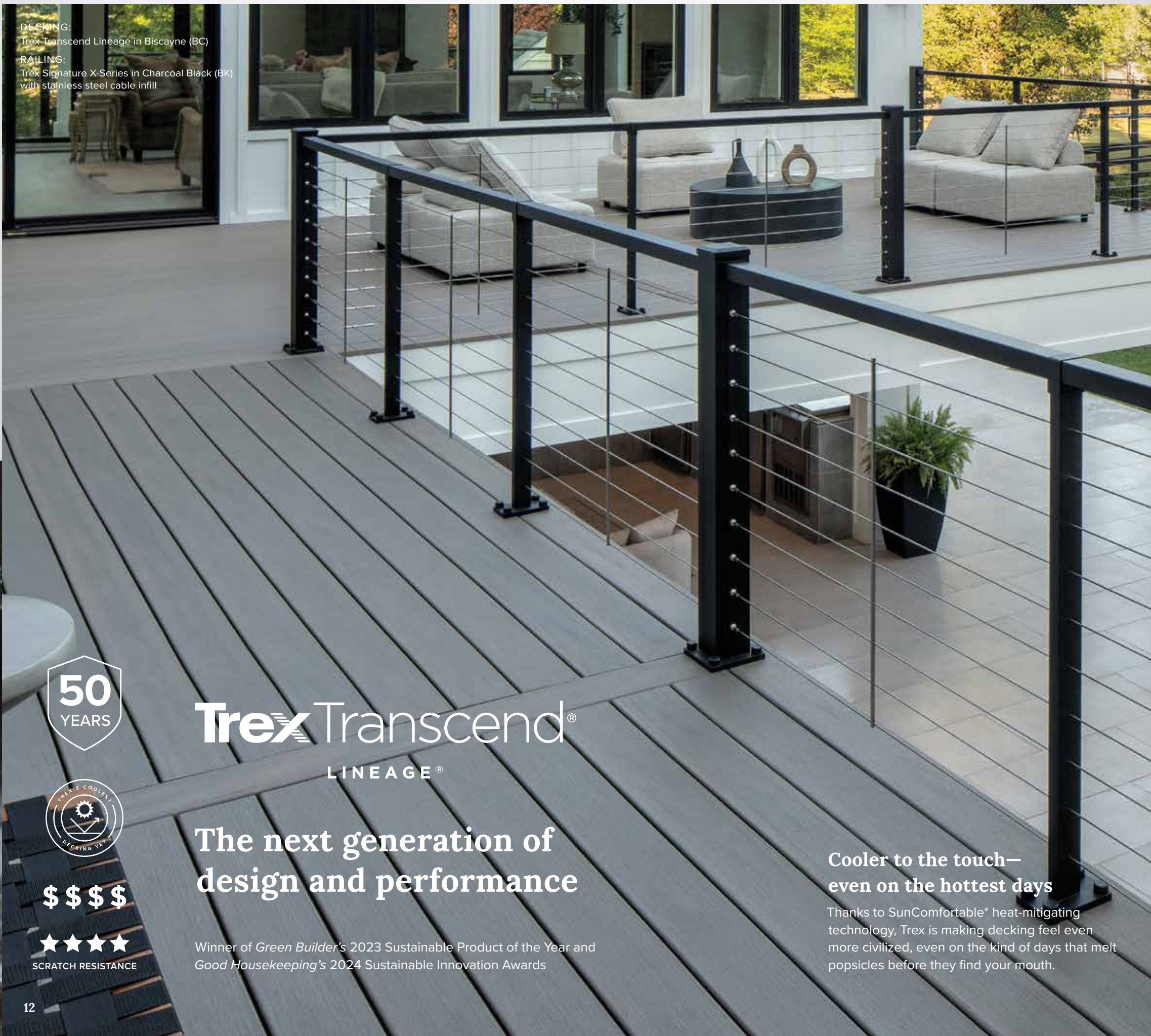


Whidbey



Ocracoke

DECKING:
Trex Transcend Lineage in Biscayne (BC)
RAILING:
Trex Signature X-Series in Charcoal Black (BK)
with stainless steel cable infill



Trex Transcend®
LINEAGE®

**The next generation of
design and performance**


\$\$\$\$

★★★★★
SCRATCH RESISTANCE

Winner of *Green Builder's* 2023 Sustainable Product of the Year and
Good Housekeeping's 2024 Sustainable Innovation Awards

**Cooler to the touch—
even on the hottest days**

Thanks to SunComfortable® heat-mitigating technology, Trex is making decking feel even more civilized, even on the kind of days that melt popsicles before they find your mouth.



*Our SunComfortable™ products with heat-mitigating technology are designed to be cooler than most other composite decking products of a similar color. Although engineered to be more comfortable, they can still get hot to the touch when direct sunlight and high temperatures converge for extended periods of time. On such days, care should be taken.



DECKING:
Trex Transcend in Havana Gold (HG)
RAILING:
Trex Signature in Charcoal Black (BK) with rod rail infill



Island Mist



Tiki Torch



Havana Gold



Spiced Rum



Lava Rock



Rope Swing



Trex Transcend®

\$\$\$\$

Elevated aesthetics
from the original
high-performance decking



Performance-Engineered™
colors for high impact design
to last a lifetime

Find the perfect fit for your build with our
Trex Color Selector tool.





DECKING:
Trex Select in Pebble Grey (PG)



TrexSelect®

\$\$\$

The perfect pairing of price and minimal maintenance



SCRATCH RESISTANCE

The Trex Hideaway® Collection

When you want a deck that delivers above and beyond, build with the expanded Trex Hideaway® Collection, providing solutions for every deck fastening need, including color-matched screws, plugs, Butt Joint Clip and more.



Hideaway Clips




Crafted specifically for Trex decking, Hideaway® Clips offer a strong and seamless connection for a secure installation, every time.

Hideaway Plugs & Screws

Trex Hideaway® Color Match Composite Deck Screws and Decking Plugs offer both precision and lasting beauty that work across all decking lines.

One-Step Hidden Fastener Install Tool

Created with both the professional and the first time DIY'er in mind, this innovative tool delivers a faster, more precise installation, cutting install time up to half.



Performance-Engineered™ boards for ultra-low maintenance and durability

Trex Select comes in five nature-inspired colors that pair smartly with any home, and offers a soft, splinter-free finish that's comfortable underfoot. Select decking is also Wildland Urban Interface (WUI) compliant, making it an excellent option for areas prone to wildfires.



DECKING:
Trex Enhance in
Rocky Harbor (RH)
RAILING:
Trex Select in
Charcoal Black (BK)

NATURALS




Foggy Wharf




Rocky Harbor




Toasted Sand



Coastal Bluff



Cinnamon Cove




Honey Grove


BASICS




Clam Shell



Tide Pool




Beach Dune



Saddle

Performance-Engineered™ decking outlasts wood with high durability and low maintenance

Enhance decking boards are scalloped, making them as lightweight as lumber—without the extra work.



Our SunComfortable™ products with heat-mitigating technology are designed to be cooler than most other composite decking products of a similar color. Although engineered to be more comfortable, they can still get hot to the touch when direct sunlight and high temperatures converge for extended periods of time. On such days, care should be taken.



Trex Enhance®
NATURALS & BASICS

\$\$ - \$

The beauty of wood with the ease of composite, practically priced



RAILING:
Trex Signature X-Series in
Charcoal Black (BK) with
stainless steel cable infill

Railing

Metal and composite collections make it easy
to find your style and frame your view



More Material Options

From traditional composites to sleek metal offerings, our wide selection of safe and stylish railing options offers more choices for your build.



Elevated Style

With cable, mesh, glass and baluster infill options, you can achieve a look that suits your style and is a fashionable alternative to standard wood or vinyl railing.



RAILING:
Trex Signature in Classic White (WT)



Durability to Match our Decking

Built with the same outstanding durability as Trex decking—your outdoor railing won't rot, warp, peel or splinter.



Easy Installation

Deck railing kits, pre-assembled panels and online resources make installation simple.



RAILING:
Trex Transcend in Classic White (WT)

The Anatomy of Railing

Cocktail Rail (optional)

Add a Transcend or Select deck board on a universal top rail or an aluminum rail to create a flat surface.

Rails

Top and bottom rails provide stability and structure.

Posts

Vertical poles can be outfitted with caps and skirts.

Accessory Infill Kit

Hardware matched to your infill style and rail color to create a flat surface.

Balusters or Infill Panel

Individual columns or full expanses maintain space and safety.



Trex Signature®
X-SERIES™ RAILING


\$\$\$\$\$ 50 YEARS ★★★★★



Stainless steel cable infill



Frameless glass infill



PRICE
\$ - \$\$\$\$\$

LIMITED RESIDENTIAL WARRANTY COVERAGE




RAILING DESIGN FLEXIBILITY


★ - ★★★★★

Trex Signature®
ALUMINUM RAILING


\$\$\$\$ - \$\$\$ 50 YEARS ★★★★★



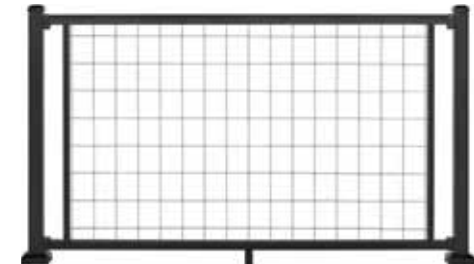
Square balusters




Rod rail infill



Stainless steel mesh infill



Glass infill



Trex Transcend®
COMPOSITE RAILING

\$\$\$ 35 YEARS ★★★★★



Round aluminum balusters




Square composite balusters



Mix and match colors



Cocktail rail




Trex Select®
COMPOSITE RAILING

\$\$ 25 YEARS ★★



Classic rail with round aluminum balusters



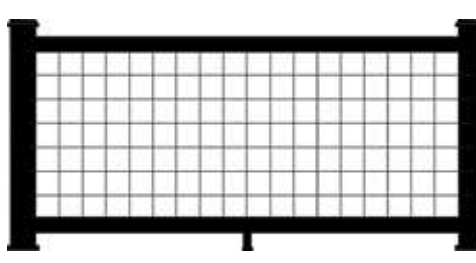
T-Rail with square composite balusters



T-Rail with round aluminum balusters



Trex Select™ steel mesh railing

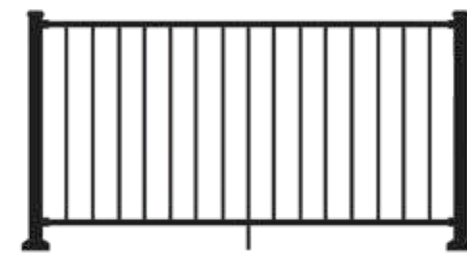


Trex Select™
ALUMINUM RAILING

\$\$ 25 YEARS ★★



Square balusters

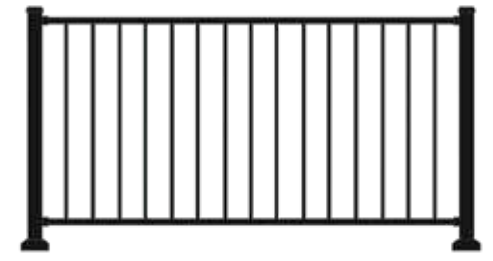


Trex Enhance™
STEEL RAILING

\$ 15 YEARS ★



Square balusters



Get inspired by photos of some of our favorite decking and railing pairings at [trex.com/railing](https://www.trex.com/railing).







DECKING:
Trex Signature Decking
in Whidbey(WY)
RAILING:
Trex Signature X-Series
Frameless glass infill



Stainless steel cable infill



Frameless glass infill



Two Speciality Infill Options

Choose a modern stainless steel cable rail or the frameless glass infill for unobstructed views and streamlined looks.

Cable hardware is made from premium-grade stainless steel for corrosion resistance in marine and coastal applications, with novel spring-loaded cables for optimal tension management.



DECKING:
Trex Signature in Ocracoke (OC)
RAILING:
Trex Signature X-Series cable infill



TrexSignature®
X-SERIES™ RAILING



Charcoal Black

\$\$\$\$\$

★★★★★
DESIGN FLEXIBILITY

**Outdoor sophistication
and X-ponential style**




Clean, sleek, elegant railing to let your view shine through


Made from premium aluminum, with four unique infills to complement any design aesthetic.

RAILING:
Trex Signature in Charcoal Black (BK) with glass infill
DECKING:
Trex Transcend in Havana Gold (HG)


Square balusters




Round balusters



Rod rail infill



Stainless steel mesh infill



Glass infill



TrexSignature®
ALUMINUM RAILING


\$\$\$\$ - \$\$\$



Effortless style,
exceptional strength



Charcoal Black



Classic White



Bronze



RAILING:
Trex Signature in Bronze (BZ) with mesh infill
DECKING:
Trex Transcend in Havana Gold (HG)



DECKING:
Trex Transcend
in Spiced Rum (SR)

RAILING:
Trex Transcend
in Vintage Lantern
(VL) and Classic
White (WT)

Mix and match or choose a railing kit

No other railing line offers the freedom to mix and match infill and rails like Trex Transcend. Transcend railing puts every color combination within reach. Get style-specific or eliminate the guesswork with pre-designed kits.

Round aluminum balusters



Mix and match colors



Square composite balusters



Cocktail rail



DECKING:
Trex Transcend
in Spiced Rum (SR)

RAILING:
Trex Transcend
in Classic White (WT)
with cocktail rail



\$\$\$



Trex Transcend®
COMPOSITE RAILING

**Timeless design you
can trust—and tailor**

-  Charcoal Black
-  Classic White
-  Vintage Lantern
-  Rope Swing



Trex Select[®]
COMPOSITE RAILING

RAILING:
Trex Select T-rail in Classic White (WT) with square balusters
DECKING:
Trex Select in Saddle (SD)



\$\$



DESIGN FLEXIBILITY

Trex Select[™]
ALUMINUM RAILING

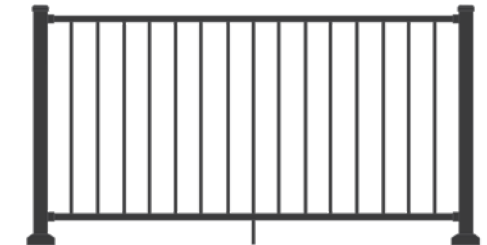


Charcoal Black



Burnished Bronze

Square balusters



Elegance meets simplicity

Strike a balance of strength, weather resistance and value with Trex Select Aluminum railing, crafted from powder-coated aluminum that resists corrosion for lasting beauty. Affordable, easy-to-install panels offer clean, modern design combined with durability and ease of maintenance.



\$\$




DESIGN FLEXIBILITY

The simple choice for your backyard

Affordable Trex Select railing outperforms vinyl and wood options and comes backed by a 25-year warranty*. Choose from Classic or T-Rail top rails—with round aluminum or square composite baluster options—or opt for new Select steel mesh railing infill panels for a rustic, industrial look, crafted from robust carbon steel.



Charcoal Black




Classic White

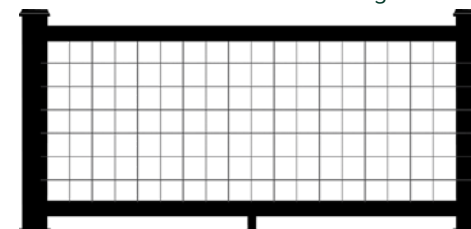
Classic rail with round aluminum balusters



T-Rail with square composite balusters




Select[™] steel mesh railing



See detailed product specs on page 41 for color availability

*Steel mesh panels come with a 15-year warranty



RAILING:
Trex Select Aluminum Railing in Charcoal Black (BK)



DESIGN FLEXIBILITY

Trex Enhance™

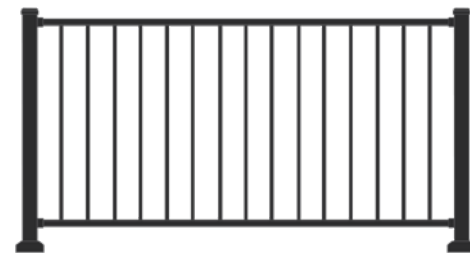
STEEL RAILING



Charcoal Black

Functional design at a budget-friendly cost

Sometimes a simple steel railing is all you need to add a modern touch. Entry-level Trex Enhance Steel Railing delivers functional design at a budget-friendly price. The simple design highlights your view and withstands weather and arid conditions.



TrexPRO®

High-performance decks need high-performance deck builders



We've pre-screened and hand selected the very best professional contractors and installers as part of our TrexPro® Platform. These contractors have completed installation and product training on all Trex products and successfully meet requirements to obtain the TrexPro designation and are experienced with Trex and its exponential possibilities.



Find a builder



Bring your projects to life with help from our digital tools

See Your Deck in Real Time

A new deck springs to life in your client's backyard with the Trex decking and railing AR Visualizer App. Download the Trex AR Visualizer app from any app store.



Deck Designer

Bring your client's vision to life. Our Deck Designer tool helps you handpick every element of your build and preview it in 3D.



Color Selector



Cost Calculator



Decking Comparison



Scan to explore these tools

All the Trex products to complete and complement any project.



Trex® RainEscape®



Trex® Outdoor Furniture



Trex® Outdoor Kitchens



Trex® Cladding



Trex® Fascia



Trex® Lattice



Trex® Pergola



Trex® Spiral Stairs



Trex® Fencing



Trex® Cornhole

Trex® RainEscape® products are manufactured and sold by IBP, LLC under a Trademark License Agreement with Trex Company, Inc. RainEscape® is a federally registered trademark of IBP, LLC. A Limited Warranty is provided by the manufacturer.

Trex® Outdoor Furniture products are manufactured and sold by POLYWOOD. Under a Trademark License Agreement with Trex Company, Inc. A 20-Year Limited Warranty is provided by the manufacturer.

Trex® Outdoor Kitchens is manufactured and sold by Denver Acquisitions, LLC, under a Trademark License Agreement with Trex Company, Inc. A Limited Warranty is provided by the manufacturer.

Trex® Lattice is manufactured and sold by Home & Leisure, Inc., d/b/a/ Structureworks, under a Trademark License Agreement with Trex Company, Inc. A 12-year Limited Warranty is provided by the manufacturer.

Trex® Pergola products are manufactured and sold by Home & Leisure, Inc., d/b/a/ Structureworks, under a Trademark License Agreement with Trex Company, Inc. A 25-Year Limited Residential Warranty and a 10-Year Limited Commercial Warranty provided by the manufacturer. Sunbrella® is a registered trademark of Glen Raven, Inc. ShadeTree® Canopy is a registered trademark of Shade Tree Inc.

Trex® Spiral Stairs are manufactured and sold by SS Industries dba Paragon Stairs. Trex® is a trademark of Trex Company Inc., and is used by SS Industries dba Paragon Stairs under license with, Trex Company, Inc.

Trex® Cornhole products are manufactured and sold by Johnson Enterprises, LLC. under a Trademark License Agreement with Trex Company, Inc. Limited Warranty provided by manufacturer.

For the terms of warranties on Trex® Outdoor Lighting, see page 48 or visit trex.com. Cree® is a registered trademark of Cree, Inc.

PRODUCT SPECIFICATIONS

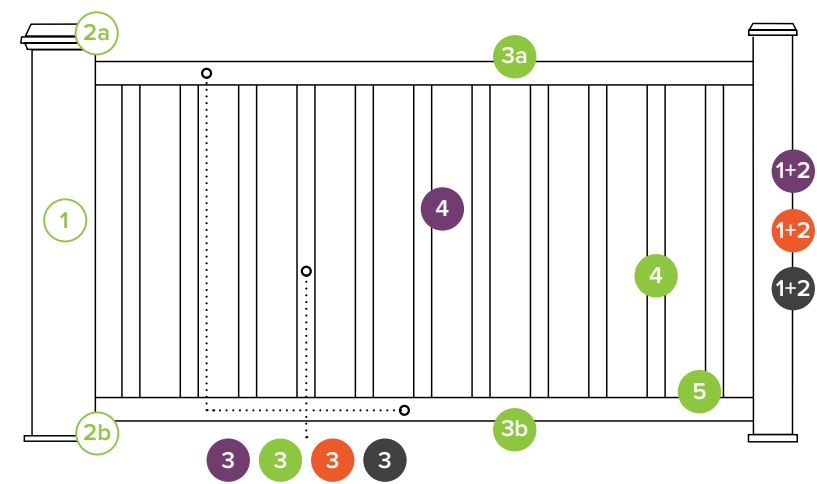
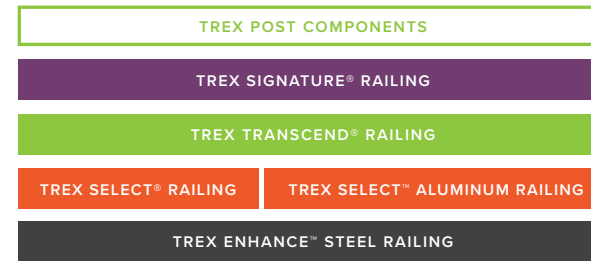
TREX® DECKING & FASCIA

| PROFILE | DESCRIPTION | ITEM # | COLORS | | |
|--|--|-----------------------|------------------------|----------------------------|----------------------------|
| 1" Square-Edge Board <i>Actual dimensions:</i> Trex Signature .94 in x 5.5 in x 20 ft (24 mm x 140 mm x 609 cm) Transcend & Enhance: .94 in x 5.5 in x 16 ft / 20 ft (24 mm x 140 mm x 487 cm / 609 cm) Trex Select: .82 in x 5.5 in x 16 ft / 20 ft (20 mm x 140 mm x 487 cm / 609 cm) | 1 x 6 x 16' | Trex Signature | XX010616NS01 | OC, WY | |
| | 1 x 6 x 20' | Trex Signature | XX010620NS01 | OC, WY | |
| | 1 x 6 x 12' | Transcend Lineage | XX010612TL01 | BC, CL, HT, JA, IM, RN, SF | |
| | 1 x 6 x 16' | | XX010616TL01 | | |
| | 1 x 6 x 20' | | XX010620TL01 | | |
| | 1 x 6 x 16' | Transcend Tropicals | XX010616TS01 | HG, IM, LR, SR, TT | |
| | 1 x 6 x 20' | | XX010620TS01 | | |
| | 1 x 6 x 16' | Transcend Earth Tones | XX010616ET01 | RS | |
| | 1 x 6 x 20' | | XX010620ET01 | | |
| | 7/8 x 6 x 12' | Trex Select | XX010612SS01 | PG, SD | |
| | 7/8 x 6 x 16' | | XX010616SS01 | | |
| | 7/8 x 6 x 20' | | XX010620SS01 | | |
| 7/8 x 6 x 12' | Trex Select | XX010612S2S01 | MY, MS, WL | | |
| 7/8 x 6 x 16' | | XX010616S2S01 | | | |
| 7/8 x 6 x 20' | | XX010620S2S01 | | | |
| 1 x 6 x 16' | Enhance Naturals | XX010616E2S01 | CB, CC, FW, HY, RH, TS | | |
| 1 x 6 x 20' | | XX010620E2S01 | | | |
| 1 x 6 x 16' | Enhance Basics | XX010616E2S01 | CS, BD, SD, TP | | |
| 1 x 6 x 20' | | XX010620E2S01 | | | |
| 1" Grooved-Edge Board <i>Actual dimensions:</i> Trex Signature, Transcend & Enhance: .94 in x 5.5 in x 12 ft / 16 ft / 20 ft (24 mm x 140 mm x 365 cm / 487 cm / 609 cm) Trex Select: .82 in x 5.5 in x 12 ft / 16 ft / 20 ft (20 mm x 140 mm x 365 cm / 487 cm / 609 cm) | 1 x 6 x 12' | Trex Signature | XX010612NG01 | OC, WY | |
| | 1 x 6 x 16' | Trex Signature | XX010616NG01 | OC, WY | |
| | 1 x 6 x 20' | Trex Signature | XX010620NG01 | OC, WY | |
| | 1 x 6 x 12' | Transcend Lineage | XX010612TLG01 | BC, CL, HT, JA, IM, RN, SF | |
| | 1 x 6 x 16' | | XX010616TLG01 | | |
| | 1 x 6 x 20' | | XX010620TLG01 | | |
| | 1 x 6 x 12' | Transcend Tropicals | XX010612TGO1 | HG, IM, LR, SR, TT | |
| | 1 x 6 x 16' | | XX010616TGO1 | | |
| | 1 x 6 x 20' | | XX010620TGO1 | | |
| | 1 x 6 x 12' | Transcend Earth Tones | XX010612TG01 | RS | |
| | 1 x 6 x 16' | | XX010616TG01 | | |
| | 1 x 6 x 20' | | XX010620TG01 | | |
| 7/8 x 6 x 12' | Trex Select | XX010612SG01 | PG, SD | | |
| 7/8 x 6 x 16' | | XX010616SG01 | | | |
| 7/8 x 6 x 20' | | XX010620SG01 | | | |
| 7/8 x 6 x 12' | Trex Select | XX010612S2G01 | MY, MS, WL | | |
| 7/8 x 6 x 16' | | XX010616S2G01 | | | |
| 7/8 x 6 x 20' | | XX010620S2G01 | | | |
| 1 x 6 x 12' | Enhance Naturals | XX010612E2G01 | CB, CC, FW, HY, RH, TS | | |
| 1 x 6 x 16' | | XX010616E2G01 | | | |
| 1 x 6 x 20' | | XX010620E2G01 | | | |
| 1 x 6 x 12' | Enhance Basics | XX010612E2G01 | CS, BD, SD, TP | | |
| 1 x 6 x 16' | | XX010616E2G01 | | | |
| 1 x 6 x 20' | | XX010620E2G01 | | | |
| 1" x 8" Fascia Board <i>Actual dimensions:</i> Trex Signature, Transcend, Enhance, Trex Select, Universal White: .56 in x 7.25 in x 12 ft (14 mm x 184 mm x 365 cm) | 1 x 8 x 12' | Trex Signature | XX010812NS01 | OC, WY | |
| | 1 x 8 x 12' | Transcend Lineage | XX010812TL01 | BC, CL, HT, JA, IM, RN, SF | |
| | 1 x 8 x 12' | Transcend Tropicals | XX010812TS01 | HG, IM, LR, SR, TT | |
| | 1 x 8 x 12' | Transcend Earth Tones | XX010812ET01 | RS | |
| | 1 x 8 x 12' | Trex Select | XX010812SS01 | PG, SD | |
| | 1 x 8 x 12' | Trex Select | XX010812S2S01 | MY, MS, WL | |
| | 1 x 8 x 12' | Enhance Naturals | XX010812E2S01 | CB, CC, FW, HY, RH, TS | |
| | 1 x 8 x 12' | Enhance Basics | XX010812E2S01 | CS, BD, SD, TP | |
| | 1 x 8 x 12' | Universal White | WW010812ES01 | WW | |
| | 1" x 12" Fascia Board <i>Actual dimensions:</i> Trex Signature, Transcend, Enhance, Trex Select, Universal White: .56 in x 11.375 in x 12 ft (14 mm x 288 mm x 365 cm) | 1 x 12 x 12' | Trex Signature | XX011212NS01 | OC, WY |
| | | 1 x 12 x 12' | Transcend Lineage | XX011212TL01 | BC, CL, HT, JA, IM, RN, SF |
| | | 1 x 12 x 12' | Transcend Tropicals | XX011212TS01 | HG, IM, LR, SR, TT |
| 1 x 12 x 12' | | Transcend Earth Tones | XX011212ET01 | RS | |
| 1 x 12 x 12' | | Trex Select | XX011212SS01 | PG, SD | |
| 1 x 12 x 12' | | Trex Select | XX011212S2S01 | MY, MS, WL | |
| 1 x 12 x 12' | | Enhance Naturals | XX011212E2S01 | CB, CC, FW, HY, RH, TS | |
| 1 x 12 x 12' | | Enhance Basics | XX011212E2S01 | CS, BD, SD, TP | |
| 1 x 12 x 12' | | Universal White | WW011212ES01 | WW | |
| 2" Square-Edge Board <i>Actual dimensions:</i> Transcend 2x4: 1.3 in x 3.4 in x 16 ft (33 mm x 86 mm x 487 cm) Transcend & Trex Select 2x6: 1.3 in x 5.5 in x 12 ft / 16 ft / 20 ft (33 mm x 140 mm x 365 cm / 487 cm / 609 cm) | | 2 x 4 x 16' | Transcend Tropicals | XX020416TS01 | HG, IM, LR, SR, TT |
| | | 2 x 6 x 12' | Transcend Tropicals | XX020612TS01 | HG, IM, LR, SR, TT |
| | | 2 x 6 x 16' | | XX020616TS01 | |
| | 2 x 6 x 20' | XX020620TS01 | | | |
| | 2 x 6 x 12' | Trex Select | XX020612SS01 | PG, SD | |
| | 2 x 6 x 16' | | XX020616SS01 | | |
| | 2 x 6 x 20' | | XX020620SS01 | | |
| | 2 x 6 x 12' | Trex Select | XX020612S2S01 | MY, MS, WL | |
| | 2 x 6 x 16' | | XX020616S2S01 | | |
| | 2 x 6 x 20' | | XX020620S2S01 | | |

| | | | | | | | |
|--|------------------|-------------------|----------------|------------------|-----------------|---------------|-------------------|
| XX = COLOR PREFIX | BC Biscayne | CS Clam Shell | HG Havana Gold | LR Lava Rock | PG Pebble Grey | SD Saddle | TT Tiki Torch |
| <i>*Beach Dune and Coastal Bluff will be discontinued effective October 2025</i> | BD Beach Dune* | CB Coastal Bluff* | HY Honey Grove | MY Malted Barley | RN Rainier | SF Salt Flat | TS Toasted Sand |
| | CL Carmel | FW Foggy Wharf | IM Island Mist | MS Millstone | RH Rocky Harbor | SR Spiced Rum | TS Toasted Sand |
| | CC Cinnamon Cove | HT Hatteras | JA Jasper | OC Ocracoke | RS Rope Swing | TP Tide Pool | WY Whidbey |
| | | | | | | | WL Whiskey Barrel |

TREX® RAILING—ENDLESS POSSIBILITIES

Please read the system descriptions at the top of each product section so you can choose exactly which railing components you need to complete your design. For additional guidance, the chart below depicts each railing system's component.



TREX® POST SLEEVES, CAPS & SKIRTS

These components can be used as steps 1 & 2 for all Trex railing lines.

| STEP | COMPONENT | DESCRIPTION | ITEM # | COLORS | |
|-----------|----------------------|--|--|---|--|
| 1 | Post Sleeve | Each 4x4 and 6x6 post sleeve fits over a 4x4 pressure treated post or equivalent post mount. | 4" x 4" x 39" Post Sleeve 4" x 4" x 108" Post Sleeve | XX040439APS XX0404108APS | WT, BK, RS, VL |
| | | <i>Dimensions are nominals. See below for actuals and metrics.</i> [4.45 in x 4.45 in x 40 in (113 mm x 113 mm x 101 cm) external dimensions] [4.45 in x 4.45 in x 108 in (113 mm x 113 mm x 274 cm) external dimensions] [5.5 in x 5.5 in x 39 in (139 mm x 139 mm x 990 mm) external dimensions] [5.5 in x 5.5 in x 108 in (139 mm x 139 mm x 274 cm) external dimensions] | 6" x 6" x 39" Post Sleeve 6" x 6" x 108" Post Sleeve | WT060639APS WT0606108APS | WT |
| 1 | Aluminum Post Sleeve | With post cap and skirt | 4" x 4" x 37" Aluminum Post Sleeve 4" x 4" x 43" Aluminum Post Sleeve 4" x 4" x 53" Aluminum Post Sleeve—Stair | XXSAL040437PS XXSAL040443PS XXSAL040453PS | BK, BB |
| | | | Post Sleeve Cap | Also available with LED lighting. | Flat 4" x 4" Post Sleeve Cap Flat 6" x 6" Post Sleeve Cap |
| 2a | Solar Post Cap Light | <i>Dimensions are nominals. See below for actuals and metrics.</i> [4.55 in x 4.55 in (115 mm x 115 mm) internal dimensions] | Flat 4" x 4" Solar Post Cap Light | XXSOLAR4X4CAP | WT, BK, VL |
| 2b | Post Sleeve Skirt | <i>Dimensions are nominals. See below for actuals and metrics.</i> [4.55 in x 4.55 in (115 mm x 115 mm) internal dimensions] [5.55 in x 5.55 in (140 mm x 140 mm) internal dimensions] | 4" x 4" Post Sleeve Skirt 6" x 6" Post Sleeve Skirt | PXXSKIRT4X4 PWTSSKIRT6X6 | WT BK, RS, VL |
| 1, 2a, 2b | All-In-One Post Kit | With low-profile post sleeve, post cap and skirt | 40" Trex Select All-In-One Post Kit 48" Trex Select All-In-One Post Kit 54" Trex Select All-In-One Post Kit | WT040440NTPS WT040448NTPS WT040454NTPS | WT |

ACCESSORIES

| COMPONENT | DESCRIPTION | ITEM # | COMPONENT | DESCRIPTION | ITEM # | |
|--------------------|--|---|---------------|------------------|---|--------------|
| Surface Mount Post | For use with 4x4 composite post sleeve. | Aluminum Surface Mount Post for 36" (914 mm) Rail Height (1/box) | ALPOSTMOUNT36 | Joist Mount Post | For use with 4x4 composite post sleeve. | |
| | <i>Actual external dimensions of insert:</i> 3.75 in x 3.75 in x 7 in (95 mm x 95 mm x 177 mm) 3.75 in x 3.75 in x 7 in (95 mm x 95 mm x 177 mm) | Aluminum Surface Mount Post for 42" (1066 mm) Rail Height (1/box) | ALPOSTMOUNT42 | | Aluminum Joist Mount Post for use with all Trex railing heights (1/box) | CPJMNTPOST63 |
| | Surface Mount Post Hardware—Wood (10 kits/box) | ALPOSTHWDECK | | | | |

| | | |
|--------------------------|-------------------|--------------------|
| XX = COLOR PREFIX | BK Charcoal Black | VL Vintage Lantern |
| | RS Rope Swing | WT Classic White |

TREX SIGNATURE® RAILING


Choose either aluminum posts or composite post sleeves, caps and skirts for steps 1 & 2. Pair with a rail kit (step 3) and infill panel (step 4) if needed.

| STEP | DESCRIPTION | ITEM # | DESCRIPTION | ITEM # |
|--|---|--|--|----------------------------------|
| 1+2 | Aluminum Posts Can only be used within the Trex Signature® line. Mounting hardware for post sold separately. Trex Signature® aluminum posts fulfill steps 1 & 2. If using composite post sleeves, refer to previous page. | | | |
| | 2.5" x 2.5" x 37" Aluminum Post—Horizontal 2.5" x 2.5" x 43" Aluminum Post—Horizontal 2.5" x 2.5" x 53" Aluminum Post—Stair <i>Comes with cap and skirt.</i> | XXAL252537RCAP XXAL252543RCAP XXAL252553RCAP | IRC Aluminum Mounting Plate & Hardware <i>For use with all Trex 2.5" Surface Mount Aluminum Posts.</i> Concrete Post Mount Kit | ALPOSTHWDECK ALPOSTHWCONC |
| | 2.5" x 2.5" x 36" Crossover Post—Horizontal 2.5" x 2.5" x 42" Crossover Post—Horizontal <i>Comes with skirt.</i> | XXAL252536RCCP XXAL252542RCCP | 2.5" x 2.5" x 63" Aluminum Joist Mount Post <i>Comes with cap and skirt.</i> Fascia Mount Kit - Wood Framing <i>For use with Joist Mount Post only.</i> | XXJMNTPOST63 XXFMNTWOOD |
| 2.5" x 2.5" x 37" Line Post with Premounted Brackets 2.5" x 2.5" x 37" End Post with Premounted Brackets 2.5" x 2.5" x 37" Corner Post with Premounted Brackets 2.5" x 2.5" x 43" Line Post with Premounted Brackets 2.5" x 2.5" x 43" End Post with Premounted Brackets 2.5" x 2.5" x 43" Corner Post with Premounted Brackets <i>Comes with cap and skirt.</i> | BKAL252537RCAPLINE BKAL252537RCAPEND BKAL252537RCAPCNR BKAL252543RCAPLINE BKAL252543RCAPEND BKAL252543RCAPCNR | <i>Dimensions are nominals. See below for actuals and metrics.</i> [2.5 in x 2.5 in x 36 in (63 mm x 63 mm x 914 mm) actual dimensions] [2.5 in x 2.5 in x 37 in (63 mm x 63 mm x 939 mm) actual dimensions] [2.5 in x 2.5 in x 42 in (63 mm x 63 mm x 106 cm) actual dimensions] [2.5 in x 2.5 in x 43 in (63 mm x 63 mm x 109 cm) actual dimensions] [2.5 in x 2.5 in x 53 in (63 mm x 63 mm x 134 cm) actual dimensions] [2.5 in x 2.5 in x 63 in (63 mm x 63 mm x 160 cm) actual dimensions] | | |




| 3 | Rail & Baluster Kit | | | |
|---|--|--|--|--|
| | <i>(includes top rail, bottom rail, balusters and mounting and support hardware)</i> <i>Round kits available in BK. Square kits available in BK, BZ and WT.</i> | | | |
| | 6' x 36" Rail Kit w/ Round Balusters—Horizontal 6' x 36" Rail Kit w/ Round Balusters—Stair 8' x 36" Rail Kit w/ Round Balusters—Horizontal 8' x 36" Rail Kit w/ Round Balusters—Stair | BKAR0636HRK BKAR0636SRK BKAR0836HRK BKAR0836SRK | 6' x 42" Rail Kit w/ Square Balusters—Horizontal 6' x 42" Rail Kit w/ Square Balusters—Stair 8' x 42" Rail Kit w/ Square Balusters—Horizontal 8' x 42" Rail Kit w/ Square Balusters—Stair | XXAS0642HRK XXAS0642SRK XXAS0842HRK XXAS0842SRK |
| | 6' x 42" Rail Kit w/ Round Balusters—Horizontal 6' x 42" Rail Kit w/ Round Balusters—Stair 8' x 42" Rail Kit w/ Round Balusters—Horizontal 8' x 42" Rail Kit w/ Round Balusters—Stair | BKAR0642HRK BKAR0642SRK BKAR0842HRK BKAR0842SRK | 4' x 36" Assembled Panel (Square)—Horizontal 6' x 36" Assembled Panel (Square)—Horizontal 6' x 36" Assembled Panel (Square)—Stair 8' x 36" Assembled Panel (Square)—Horizontal 8' x 36" Assembled Panel (Square)—Stair 4' x 42" Assembled Panel (Square)—Horizontal 6' x 42" Assembled Panel (Square)—Horizontal 6' x 42" Assembled Panel (Square)—Stair 8' x 42" Assembled Panel (Square)—Horizontal 8' x 42" Assembled Panel (Square)—Stair | BKAS0436HRPNL BKAS0636HRPNL BKAS0636SRPNL BKAS0836HRPNL BKAS0836SRPNL BKAS0442HRPNL BKAS0642HRPNL BKAS0642SRPNL BKAS0842HRPNL BKAS0842SRPNL |
| | 6' x 36" Rail Kit w/ Square Balusters—Horizontal 6' x 36" Rail Kit w/ Square Balusters—Stair 8' x 36" Rail Kit w/ Square Balusters—Horizontal 8' x 36" Rail Kit w/ Square Balusters—Stair | XXAS0636HRK XXAS0636SRK XXAS0836HRK XXAS0836SRK | | |





Does not include hardware. Assembled Panels available in BK.

| 3 | Rod Rail Kit | | | |
|---|--|--|--|--|
| | <i>(includes top rail, bottom rail, rods and mounting and support hardware)</i> <i>Available in BKBK.</i> | | | |
| | 6' x 36" Rod Rail Kit—Horizontal 6' x 36" Rod Rail Kit—Stair 8' x 36" Rod Rail Kit—Horizontal 8' x 36" Rod Rail Kit—Stair | BKBKROD0636HRK BKBKROD0636SRK BKBKROD0836HRK BKBKROD0836SRK | 6' x 42" Rod Rail Kit—Horizontal 6' x 42" Rod Rail Kit—Stair 8' x 42" Rod Rail Kit—Horizontal 8' x 42" Rod Rail Kit—Stair | BKBKROD0642HRK BKBKROD0642SRK BKBKROD0842HRK BKBKROD0842SRK |
| | 36" Rod Rail Vertical Kit—Horizontal 36" Rod Rail Vertical Kit—Stair 42" Rod Rail Vertical Kit—Horizontal 42" Rod Rail Vertical Kit—Stair <i>Use as an accessory for cut Rod Rail sections. Available in BK.</i> | BK36RODHVERTK BK36RODSVERTK BK42RODHVERTK BK42RODSVERTK | <i>Dimensions are nominals. See below for actuals and metrics.</i> [4' x 36": 48 in x 36 in (122 cm x 914 mm) actual dimensions] [4' x 42": 48 in x 42 in (122 cm x 106 cm) actual dimensions] [6' x 36": 72 in x 36 in (182 cm x 914 mm) actual dimensions] [8' x 36": 96 in x 36 in (243 cm x 914 mm) actual dimensions] [6' x 42": 72 in x 42 in (182 cm x 106 cm) actual dimensions] [8' x 42": 96 in x 42 in (243 cm x 106 cm) actual dimensions] | |

| 3 | Mesh Rail Kit | | | |
|---|---|---|---|--|
| | <i>(includes top rail, bottom rail, verticals and mounting and support hardware)</i> <i>Available in BK and BZ.</i> <i>Mesh infill sold separately.</i> <i>Dimensions are nominals.</i> <i>See below for actuals and metrics.</i> [6' x 36": 72 in x 36 in (182 cm x 914 mm) actual dimensions] [8' x 36": 96 in x 36 in (243 cm x 914 mm) actual dimensions] [6' x 42": 72 in x 42 in (182 cm x 106 cm) actual dimensions] [8' x 42": 96 in x 42 in (243 cm x 106 cm) actual dimensions] |  | 6' x 36" Mesh Rail Kit—Horizontal 6' x 36" Mesh Rail Kit—Stair 8' x 36" Mesh Rail Kit—Horizontal 8' x 36" Mesh Rail Kit—Stair | XXA0636PNLHRK XXA0636PNLSRK XXA0836PNLHRK XXA0836PNLSRK |
| | | | 6' x 42" Mesh Rail Kit—Horizontal 6' x 42" Mesh Rail Kit—Stair 8' x 42" Mesh Rail Kit—Horizontal 8' x 42" Mesh Rail Kit—Stair | XXA0642PNLHRK XXA0642PNLSRK XXA0842PNLHRK XXA0842PNLSRK |
| | | | 36" Mesh Rail Vertical Kit—Horizontal 36" Mesh Rail Vertical Kit—Stair 42" Mesh Rail Vertical Kit—Horizontal 42" Mesh Rail Vertical Kit—Stair <i>Use as an accessory for cut mesh railing sections.</i> | XX36MSSHVERTK XX36MSHSVERTK XX42MSSHVERTK XX42MSHSVERTK |

XX = COLOR PREFIX BZ Bronze BK Charcoal Black WT Classic White

| STEP | COMPONENT | DESCRIPTION | ITEM # | |
|------|--|---|--|---|
| 4 | Mesh Panel For use with Trex Signature® Mesh Rail Kit. <i>Dimensions are nominals. See below for actuals and metrics.</i> [6' x 36": 64 in x 32.375 in (162 cm x 822 mm) actual dimensions] [8' x 36": 88 in x 32.375 in (223 cm x 822 mm) actual dimensions] [8' x 42": 88 in x 38.375 in (223 cm x 974 mm) actual dimensions] [Universal: 108.1875 in x 36.1875 in (274 cm x 919 mm) actual dimensions] |  | 6' x 36" Stainless Steel Mesh Panel—Horizontal 8' x 36" Stainless Steel Mesh Panel—Horizontal 8' x 42" Stainless Steel Mesh Panel—Horizontal Universal Stainless Steel Mesh Panel—Stair SSMESH0636HZ SSMESH0836HZ SSMESH0842HZ SSMESHUNIVST | |
| 3 | Glass Rail Kit <i>(includes top rail, bottom rail, and mounting and support hardware)</i> <i>Available in BK and WT.</i> <i>Glass infill sold separately.</i> |  | 6' Glass Rail Kit—Horizontal <i>Dimension above is nominal.</i> <i>See below for actual and metric.</i> [6': 72 in (182 cm) actual dimension] | XXA06HGLRK |
| 4 | Glass Panel For use with Trex Signature® Glass Rail Kit. |  | for 36" Rail Height—Horizontal for 42" Rail Height—Horizontal | Visit glass.trex.com to order custom glass panels to complete your build. |

| ACCESSORIES | COMPONENT | ITEM # | COMPONENT | ITEM # |
|--|---|--------------------------|---|--|
|  | Trex Signature® Bracket Template—Horizontal (36" and 42") - 4x4 Composite Sleeve | SIGTEMP4X4SLEEVE | Cocktail Rail Bracket (10/pack) Fixed Bracket—Horizontal (4/pack) Fixed Bracket—Stair (4/pack) Swivel Bracket—Horizontal (2/pack—1 top, 1 bottom) Swivel Bracket—Stair (2/pack—1 top, 1 bottom) Compound Swivel Bracket (2/pack—1 top, 1 bottom) | XXCTBKAL10PK XXFHBKTALPNL XXFSBKAL XXSWHBKTAL XXSWSBKTAL XXCPDSWBKTAL |
|  | Trex Signature® Bracket Template—Horizontal (36" and 42") - 2.5" Aluminum Post | SIGTEMPIRCPOST | 2.5" Crossover Bracket—Horizontal (1/pack) 90° Crossover Bracket—Horizontal (1/pack) Crossover Rail End Cap 2.5" Swivel Crossover Bracket—Stair (1/pack) | XX25FHCBKTAL XX90FHCBKTAL XXXOVERRENDCAP XX25RCSWSCBKAL |
|  | Aluminum Foot Block Extended Aluminum Foot Block | XXALFTBLK XXAL08FTBLK | Touch-up Pen  | XXTOUCHUPPEN |

TREX SIGNATURE® X-SERIES™ RAILING

Choose your X-Series Post for step 1. Pair with either a Cable Rail Kit or Frameless Glass Infill Kit and Laminated Glass Panel for steps 2 & 3.

| STEP | COMPONENT | DESCRIPTION | ITEM # |
|------|--|--|--|
| 1 | X-Series Posts | <i>Dimensions are nominals. See below for actuals and metrics.</i> [3.5 in x 3.5 in x 36.9 in (88 mm x 88 mm x 937 mm) actual dimensions] [3.5 in x 3.5 in x 42.9 in (88 mm x 88 mm x 108 cm) actual dimensions] [3.5 in x 3.5 in x 52.9 in (88 mm x 88 mm x 134 cm) actual dimensions] | 3.5" x 3.5" x 37" Anchor Post—Horizontal 3.5" x 3.5" x 43" Anchor Post—Horizontal 3.5" x 3.5" x 53" Anchor Post—Stair BKAX353537RCAP BKAX353543RCAP BKAX353553RCAP |
| 2 | Cable Rail Kit | <i>Dimensions are nominals. See below for actuals and metrics.</i> [6' x 36": 72 in x 36 in (182 cm x 914 mm) actual dimensions] [12' x 36": 144 in x 36 in (365 cm x 914 mm) actual dimensions] [18' x 36": 216 in x 36 in (548 cm x 914 mm) actual dimensions] [6' x 42": 72 in x 42 in (182 cm x 106 cm) actual dimensions] [12' x 42": 144 in x 42 in (365 cm x 106 cm) actual dimensions] [18' x 42": 216 in x 42 in (548 cm x 106 cm) actual dimensions] | 6' x 36" Cable Rail Kit—Horizontal 12' x 36" Cable Rail Kit—Horizontal 18' x 36" Cable Rail Kit—Horizontal 6' x 36" Cable Rail Kit—Stair 6' x 42" Cable Rail Kit—Horizontal 12' x 42" Cable Rail Kit—Horizontal 18' x 42" Cable Rail Kit—Horizontal 6' x 42" Cable Rail Kit—Stair BKAX0636CBLHRK BKAX1236CBLHRK BKAX1836CBLHRK BKAX0636CBLSRK BKAX0642CBLHRK BKAX1242CBLHRK BKAX1842CBLHRK BKAX0642CBLSRK |
| 2 | Frameless Glass Infill Kit | Infill Kit—Horizontal (One Size) | BKAXGLIK |
| 3 | Laminated Glass Panel For use with Trex Signature® X-Series™ Frameless Glass Infill Kit. | for 36" Rail Height—Horizontal for 42" Rail Height—Horizontal | Visit glass.trex.com to order custom glass panels to complete your build. |
| | Compound Swivel Bracket |  | 1 per pack (top rail only). For horizontal or stair. BKAXCPDSWBKT |

XX = COLOR PREFIX BZ Bronze BK Charcoal Black WT Classic White

TREX TRANSCEND® RAILING

Transcend is either a 3-step or 5-step process. Choose Trex post sleeves, caps and skirts (steps 1 & 2), then choose a rail kit (step 3).
OR choose each component individually for a custom design (steps 3a, 3b, 4 & 5).



| STEP | COMPONENT | DESCRIPTION | ITEM # | COLORS | |
|------|--|--|-------------------|----------------|--|
| 3 | Rail & Square Composite Baluster Kit <i>(includes Crown top rail, Universal bottom rail, square composite balusters, baluster spacers, adjustable foot block and mounting hardware)</i> <i>Color option indicates rails and balusters.</i> | 6' x 36" Rail & Baluster Kit—Horizontal | XX0636HRKFS | WT, BK, VL | |
| | | 6' x 36" Rail & Baluster Kit—Stair | WT0636SRKFS | | |
| 3 | Rail & Round Aluminum Baluster Kit <i>(includes Crown top rail, Universal bottom rail, round aluminum balusters, baluster spacers, adjustable foot block and mounting hardware)</i> <i>Color option indicates rails. Round aluminum balusters come in BK.</i> | 6' x 42" Rail & Baluster Kit—Horizontal | XX0642HRKFS | WT, BK, VL | |
| | | 8' x 42" Rail & Baluster Kit—Horizontal | XX0842HRKFS | | |
| 3 | Rail & Round Aluminum Baluster Kit <i>(includes Crown top rail, Universal bottom rail, round aluminum balusters, baluster spacers, adjustable foot block and mounting hardware)</i> <i>Color option indicates rails. Round aluminum balusters come in BK.</i> | 6' x 36" Rail & Baluster Kit—Horizontal | XXRD0636HRKFS | WT, BK, VL | |
| | | 8' x 36" Rail & Baluster Kit—Horizontal | XXRD0836HRKFS | | |
| 3 | Rail & Round Aluminum Baluster Kit <i>(includes Crown top rail, Universal bottom rail, round aluminum balusters, baluster spacers, adjustable foot block and mounting hardware)</i> <i>Color option indicates rails. Round aluminum balusters come in BK.</i> | 6' x 42" Rail & Baluster Kit—Horizontal | XXRD0642HRKFS | WT, BK, VL | |
| | | 8' x 42" Rail & Baluster Kit—Horizontal | XXRD0842HRKFS | | |
| 3 | Cocktail Rail & Round Aluminum Baluster Kit <i>(includes Universal top/bottom rails, round aluminum balusters, baluster spacers, adjustable foot block and mounting hardware)</i> <i>Round aluminum balusters come in BK.</i> <i>Only Trex Signature® Trex Transcend® and Trex Select® deck boards can be used for cocktail rail and Transcend 2x4 applications.</i> | 6' x 36" Cocktail Rail & Baluster Kit—Horizontal | WTRD0636HRKCKTLFS | WT | |
| | | 8' x 36" Cocktail Rail & Baluster Kit—Horizontal | WTRD0836HRKCKTLFS | | |
| 3a | Top Rail Universal top rail is used for cocktail rail applications. | 6' Crown Top Rail | XXCROWNTR06FS | WT, BK, RS, VL | |
| | | 8' Crown Top Rail | XXCROWNTR08FS | | |
| 3b | Bottom Rail | 6' Universal Top/Bottom Rail | XXUNIVTR06FS | WT, BK, RS, VL | |
| | | 8' Universal Top/Bottom Rail | XXUNIVTR08FS | | |
| 4 | Balusters See chart below for number of balusters needed to complete each railing section. <i>Composite balusters are available in WT, BK, RS, and VL.</i> <i>Aluminum balusters are available in WT, BZ and BK.</i> | Square Composite Balusters for 36" Rail Height (16/pack) | XX020230SBK | WT, BK, RS, VL | |
| | | Square Composite Balusters for 42" Rail Height (16/pack) | XX020236SBK | | |
| 4 | Balusters See chart below for number of balusters needed to complete each railing section. <i>Composite balusters are available in WT, BK, RS, and VL.</i> <i>Aluminum balusters are available in WT, BZ and BK.</i> | Round Aluminum Balusters for 36" Rail Height (20/pack) | XXTA30RBK | WT, BZ, BK | |
| | | Round Aluminum Balusters for 42" Rail Height (20/pack) | XXTA36RBK | | |
| | | <i>Dimensions are nominals. See below for actuals and metrics.</i> 6' Full Span Rail: 72 in (182 cm), 8' Full Span Rail: 96 in (243 cm) Composite 36" Baluster: 1.418 in x 1.418 in x 30.375 in (36 mm x 36 mm x 771 mm) Composite 42" Baluster: 1.418 in x 1.418 in x 36.375 in (36 mm x 36 mm x 923 mm) Aluminum 36" Baluster: .75 in x 30.25 in (19 mm x 768 mm) Aluminum 42" Baluster: .75 in x 36.25 in (19 mm x 920 mm) | | | |
| 5 | Accessory Infill Kit <i>(includes, baluster spacers, adjustable foot block and mounting hardware)</i> <i>Dimensions are nominals. See below for actuals and metrics.</i> 6": 72 in (182 cm) 8": 96 in (243 cm) | 6' Accessory Infill Kit for Square Composite Balusters—Horizontal | XXSQHIK06FS | WT, BK, RS, VL | |
| | | 6' Accessory Infill Kit for Square Composite Balusters—Stair | XXSQSIK06FS | | |
| 5 | Accessory Infill Kit <i>(includes, baluster spacers, adjustable foot block and mounting hardware)</i> <i>Dimensions are nominals. See below for actuals and metrics.</i> 6": 72 in (182 cm) 8": 96 in (243 cm) | 8' Accessory Infill Kit for Square Composite Balusters—Horizontal | XXSQHIK08FS | WT, BK, RS, VL | |
| | | 8' Accessory Infill Kit for Square Composite Balusters—Stair | XXSQSIK08FS | | |
| 5 | Accessory Infill Kit <i>(includes, baluster spacers, adjustable foot block and mounting hardware)</i> <i>Dimensions are nominals. See below for actuals and metrics.</i> 6": 72 in (182 cm) 8": 96 in (243 cm) | 6' Accessory Infill Kit for Round Aluminum Balusters—Horizontal | XXRDHIK06FS | WT, BK, RS, VL | |
| | | 6' Accessory Infill Kit for Round Aluminum Balusters—Stair | XXRDSIK06FS | | |
| 5 | Accessory Infill Kit <i>(includes, baluster spacers, adjustable foot block and mounting hardware)</i> <i>Dimensions are nominals. See below for actuals and metrics.</i> 6": 72 in (182 cm) 8": 96 in (243 cm) | 8' Accessory Infill Kit for Round Aluminum Balusters—Horizontal | XXRDHIK08FS | WT, BK, RS, VL | |
| | | 8' Accessory Infill Kit for Round Aluminum Balusters—Stair | XXRDSIK08FS | | |

XX = COLOR PREFIX COMPOSITE COLORS

BK Charcoal Black VL Vintage Lantern
RS Rope Swing WT Classic White

ALUMINUM COLORS

BK Charcoal Black BZ Bronze
WT Classic White





| ACCESSORIES | COMPONENT | ITEM # | COMPONENT | ITEM # |
|---|--|------------------|--|--------------|
|  | Transcend Bracket Template—Horizontal (36" and 42")—Composite Sleeve | TSCTEMP4X4SLEEVE | Mounting Hardware for Cut Rails—Horizontal | XXHZACCYKIT |
| | | | Mounting Hardware for Cut Rails—Stair | XXSTACCYKIT |
|  | Foot Block | XXFTBLKPC | Transcend RSB Bracket Pack—Horizontal (24/box) | TSHBRACKET |
| | | | Transcend RSB Bracket Pack—Stair (24/box) | TSSBRACKET |
| | | | 0 Degree Rail Gasket Pack—Horizontal | XX00HGASK |
| | | | 0 Degree Rail Gasket Pack—Stair | XX00SGASK |
| | | | 22.5 Degree Gasket Pack | XX22HGASK |
| | | | 45 Degree Birdsmouth Gasket Pack (for 4x4) | XX45RSBADAPK |
| | | | 45 Degree Gasket Pack (for 6x6) | WT45HGASK |

TREX SELECT® RAILING

Trex Select® is a 3-step process. Choose Trex post sleeves, caps and skirts (steps 1 & 2) and a rail kit (step 3).

| STEP | COMPONENT | DESCRIPTION | ITEM # | COLORS |
|------|--|---|-----------------|--------|
| 1 | All-In-One Post Kit <i>(with low-profile post sleeve, post cap and skirt)</i> Available in WT. | 40" Trex Select All-In-One Post Kit | WT040440NTPS | WT |
| | | 48" Trex Select All-In-One Post Kit | WT040448NTPS | |
| | | 54" Trex Select All-In-One Post Kit | WT040454NTPS | |
| 1 | Post Sleeve | 4" x 4" x 39" Post Sleeve | XX040439APS | WT, BK |
| | | 4" x 4" x 108" Post Sleeve | XX0404108APS | |
| 2a | Post Cap & Skirt | Flat 4" x 4" Post Sleeve Cap | PXXSQCAP4X4 | WT, BK |
| | | 4" x 4" Post Sleeve Skirt | PXXSKIRT4X4 | |
| 3 | Classic Rail & Round Aluminum Baluster Kit <i>(includes top rail, bottom rail, round aluminum balusters, adjustable foot block and hardware pack)</i> Available in WT or BK rails with aluminum balusters in BK. | 6' x 36" Rail & Baluster Kit—Horizontal | XXRD0636HSELKFS | WT, BK |
| | | 8' x 36" Rail & Baluster Kit—Horizontal | XXRD0836HSELKFS | |
| 3 | T-Rail & Round Aluminum Baluster Kit <i>(includes top rail, bottom rail, round aluminum balusters, adjustable foot block and hardware pack)</i> Available in WT rails with aluminum balusters in BK. | 6' x 42" Rail & Baluster Kit—Horizontal | XXRD0642HSELKFS | WT, BK |
| | | 8' x 42" Rail & Baluster Kit—Horizontal | XXRD0842HSELKFS | |
| 3 | T-Rail & Round Aluminum Baluster Kit <i>(includes top rail, bottom rail, round aluminum balusters, adjustable foot block and hardware pack)</i> Available in WT rails with aluminum balusters in BK. | 6' x 36" T-Rail & Baluster Kit—Horizontal | WTRD0636HSELTRK | WT |
| | | 8' x 36" T-Rail & Baluster Kit—Horizontal | WTRD0836HSELTRK | |
| 3 | T-Rail & Round Aluminum Baluster Kit <i>(includes top rail, bottom rail, round aluminum balusters, adjustable foot block and hardware pack)</i> Available in WT rails with aluminum balusters in BK. | 6' x 42" T-Rail & Baluster Kit—Horizontal | WTRD0642HSELTRK | WT |
| | | 8' x 42" T-Rail & Baluster Kit—Horizontal | WTRD0842HSELTRK | |
| 3 | T-Rail & Round Aluminum Baluster Kit <i>(includes top rail, bottom rail, round aluminum balusters, adjustable foot block and hardware pack)</i> Available in WT rails with aluminum balusters in BK. | 6' x 36" T-Rail & Baluster Kit—Stair | WTRD0636SSELTRK | WT |
| | | 8' x 36" T-Rail & Baluster Kit—Stair | WTRD0836SSELTRK | |
| 3 | T-Rail & Square Composite Baluster Kit <i>(includes top rail, bottom rail, square composite balusters, adjustable foot block and hardware pack)</i> Available in WT rails with square balusters in WT. See below for actuals and metrics. | 6' x 36" T-Rail & Baluster Kit—Horizontal | WTSQ0636HSELTRK | WT |
| | | 8' x 36" T-Rail & Baluster Kit—Horizontal | WTSQ0836HSELTRK | |
| 3 | T-Rail & Square Composite Baluster Kit <i>(includes top rail, bottom rail, square composite balusters, adjustable foot block and hardware pack)</i> Available in WT rails with square balusters in WT. See below for actuals and metrics. | 6' x 42" T-Rail & Baluster Kit—Horizontal | WTSQ0642HSELTRK | WT |
| | | 8' x 42" T-Rail & Baluster Kit—Horizontal | WTSQ0842HSELTRK | |
| 3 | T-Rail & Square Composite Baluster Kit <i>(includes top rail, bottom rail, square composite balusters, adjustable foot block and hardware pack)</i> Available in WT rails with square balusters in WT. See below for actuals and metrics. | 6' x 36" T-Rail & Baluster Kit—Stair | WTSQ0636SSELTRK | WT |
| | | 8' x 36" T-Rail & Baluster Kit—Stair | WTSQ0836SSELTRK | |
| 3 | T-Rail & Square Composite Baluster Kit <i>(includes top rail, bottom rail, square composite balusters, adjustable foot block and hardware pack)</i> Available in WT rails with square balusters in WT. See below for actuals and metrics. | 6' x 42" T-Rail & Baluster Kit—Stair | WTSQ0642SSELTRK | WT |
| | | 8' x 42" T-Rail & Baluster Kit—Stair | WTSQ0842SSELTRK | |

See below for actuals and metrics. 6' x 36": 72 in x 36 in (182 cm x 914 mm) 8' x 36": 96 in x 36 in (243 cm x 914 mm) 6' x 42": 72 in x 42 in (182 cm x 106 cm) 8' x 42": 96 in x 42 in (243 cm x 106 cm)

| ACCESSORIES | COMPONENT | ITEM # |
|---|---|--------------------|
|  | Mounting Hardware for Cut Classic Rails—Horizontal (10 kits/box) | PBKENHZBKT |
| | Mounting Hardware for Cut Classic Rails—Stair (10 kits/box) | PBKENSTBKT |
|  | Mounting Hardware for Cut T-Rails—Horizontal | PTRLHBKTKIT |
| | Mounting Hardware for Cut T-Rails—Stair | PTRLSTBTKIT |
|  | Trex Select® 8' Aluminum Classic Rail Stiffener | SELALRAILSTIFFENER |
| | Trex Select® 8' Aluminum T-Rail Stiffener (IRC) | SELALTRAILSTIFFNR |
|  | T-Rail 22.5° Left Angle Bracket Pack | TRL22LBKTKIT |
| | T-Rail 22.5° Right Angle Bracket Pack | TRL22RBKTKIT |
| | T-Rail 45° Birdsmouth Bracket Kit (when using 4x4 post sleeve) | TRLBMBKTKIT |
| | T-Rail 45° Birdsmouth Bracket Pack (when using All-In-One Post Kit) | TRLBMBKTKITNT |

XX = COLOR PREFIX BK Charcoal Black WT Classic White

TREX SELECT™ MESH RAIL

| STEP | COMPONENT | DESCRIPTION | ITEM # | COLORS |
|---------|---|--|--|--------|
| 1 2a 2b | All-In-One Post Kit <i>(with low-profile post sleeve, post cap and skirt) Available in WT.</i> | 40" Trex Select All-In-One Post Kit 48" Trex Select All-In-One Post Kit 54" Trex Select All-In-One Post Kit | WT040440NTPS WT040448NTPS WT040454NTPS | WT |
| 1 | Post Sleeve | 4" x 4" x 39" Post Sleeve 4" x 4" x 108" Post Sleeve | XX040439APS XX0404108APS | WT, BK |
| 2a 2b | Post Cap & Skirt | Flat 4" x 4" Post Sleeve Cap 4" x 4" Post Sleeve Skirt | PXXSQCAP4X4 PXXSKIRT4X4 | WT, BK |
| 3 | Select Mesh Kits <i>See below for actuals and metrics.</i> | 6' x 36"/44" Select Mesh Kit—Horizontal 8' x 36"/44" Select Mesh Kit—Horizontal 6' x 36"/44" Select Mesh Kit—Stair 8' x 36"/44" Select Mesh Kit—Stair | BKMESH06HSELK BKMESH08HSELK BKMESH06SSELK BKMESH08SSELK | BK |
| 4 | Select Mesh Panels | 6' x 36" Select Mesh Panel—Carbon Steel 8' x 36" Select Mesh Panel—Carbon Steel 6' x 60" Select Mesh Panel—Carbon Steel | CSMESH0636HZ CSMESH0836HZ CSMESH0660UNIV | BK |

| ACCESSORIES | DESCRIPTION | ITEM # | COLOR |
|----------------------|---|---|-------|
| Select Mesh Cut Kits | Trex Select Mesh Accessory Kit—Horizontal Trex Select Mesh Accessory Kit—Stair Mesh Accessory Kit—Universal Channel | MESHACCYHSELK MESHACCYSELK MESHUNIVSELK | BK |

XX = COLOR PREFIX BK Charcoal Black WT Classic White

TREX SELECT™ ALUMINUM RAILING

| STEP | COMPONENT | DESCRIPTION | ITEM # | COLORS |
|------|---|---|--|------------------------------------|
| 1+2 | Select Aluminum Posts & Sleeves <i>Brackets sold separately</i> | 2.5" x 2.5" x 37" Aluminum End Post 2.5" x 2.5" x 37" Aluminum Line Post 2.5" x 2.5" x 37" Aluminum Corner Post 2.5" x 2.5" x 43" Aluminum End Post 2.5" x 2.5" x 43" Aluminum Line Post 2.5" x 2.5" x 43" Aluminum Corner Post 2.5" x 2.5" x 37" Aluminum Blank Post 2.5" x 2.5" x 43" Aluminum Blank Post 2.5" x 2.5" x 53" Aluminum Blank Post—Stair 4" x 4" x 37" Aluminum Post Sleeve 4" x 4" x 43" Aluminum Post Sleeve 4" x 4" x 53" Aluminum Post Sleeve—Stair | XXSAL2537PEND XXSAL2537PLINE XXSAL2537PCNR XXSAL2543PEND XXSAL2543PLINE XXSAL2543PCNR XXSAL2537PB XXSAL2543PB XXSAL2553PB XXSAL040437PS XXSAL040443PS XXSAL040453PS | BK, BB BK, BB BK, BB |
| 3 | Select Aluminum Panels <i>See below for actuals and metrics.</i> | 6' x 36" Aluminum Panel—Horizontal 8' x 36" Aluminum Panel—Horizontal 6' x 36" Aluminum Panel—Stair 8' x 36" Aluminum Panel—Stair 6' x 42" Aluminum Panel—Horizontal 8' x 42" Aluminum Panel—Horizontal 6' x 42" Aluminum Panel—Stair 8' x 42" Aluminum Panel—Stair | XXSALSQ636HPNL XXSALSQ836HPNL XXSALSQ636SPNL XXSALSQ836SPNL XXSALSQ642HPNL XXSALSQ842HPNL XXSALSQ642SPNL XXSALSQ842SPNL | BK, BB BK, BB |

| ACCESSORIES | DESCRIPTION | ITEM # | COLORS |
|------------------------|--|--|--------|
| Aluminum Bracket Packs | Horizontal Fixed Bracket Pack—4/pack Horizontal Swivel Bracket Pack—4/pack Stair Swivel Bracket Pack—4 /pack Cocktail Bracket—10/pack | XXSALFHBKT XXSALHSWBKT XXSALSSWBKT XXSALCTBKT | BK, BB |

XX = COLOR PREFIX BB Burnished Bronze BK Charcoal Black WT Classic White

TREX ENHANCE™ STEEL RAILING

| STEP | COMPONENT | DESCRIPTION | ITEM # | COLOR |
|------|---|---|--|-------|
| 1+2 | Enhance Steel Post/Cap/Skirt <i>*Brackets sold separately</i> | 2" x 2" x 37" Steel End Post 2" x 2" x 37" Steel Line Post 2" x 2" x 37" Steel Corner Post 2" x 2" x 43" Steel End Post 2" x 2" x 43" Steel Line Post 2" x 2" x 43" Steel Corner Post 2" x 2" x 37" Steel Blank Post* 2" x 2" x 43" Steel Blank Post* 2" x 2" x 53" Steel Blank Post*—Stair | BKSTL202037ENPEND BKSTL202037ENPLINE BKSTL202037ENPCNR BKSTL202043ENPEND BKSTL202043ENPLINE BKSTL202043ENPCNR BKSTL202037ENP BKSTL202043ENP BKSTL202053ENP | BK |
| 3 | Enhance Steel Panels <i>See below for actuals and metrics.</i> | 6' x 36" Steel Panel—Horizontal 6' x 36" Steel Panel—Stair 8' x 36" Steel Panel—Horizontal 8' x 36" Steel Panel—Stair 6' x 42" Steel Panel—Horizontal 6' x 42" Steel Panel—Stair 8' x 42" Steel Panel—Horizontal 8' x 42" Steel Panel—Stair | BKSTLSQ0636HENPNL BKSTLSQ0636SENPNL BKSTLSQ0836HENPNL BKSTLSQ0836SENPNL BKSTLSQ0642HENPNL BKSTLSQ0642SENPNL BKSTLSQ0842HENPNL BKSTLSQ0842SENPNL | BK |

| ACCESSORIES | DESCRIPTION | ITEM # | COLOR |
|----------------------------|--|--|-------|
| Enhance Steel Bracket Pack | Fixed Bracket 4-pk—Horizontal Swivel Bracket 2/pack—Top & Bottom—Horizontal Swivel Bracket 4/pack—Top & Bottom—Stair Cocktail Rail Bracket 10-pk (w/ fasteners) | BKSTLENFHBKT BKSTLENSWBKT BKSTLENSWBKT BKSTLENCTBKT | BK |

Additional items are available in retail.

XX = COLOR PREFIX BK Charcoal Black

TREX® OUTDOOR LIGHTING & ACCESSORIES

| COMPONENT | ITEM # | COMPONENT | ITEM # |
|--|---|--|--|
| Flat Post Cap Light » 4" x 4" LED Post Cap Light [4.55 in x 4.55 in (115 mm x 115 mm) actual internal dimensions] » Use with Trex 4-in Composite Railing Posts » 5.5-ft (1.67 m) Male LightHub® Lead | BKSQLEDCAP4X4C WTSQLEDCAP4X4C VLSQLEDCAP4X4C RSSQLEDCAP4X4C BKSOLAR4X4CAP WTSOLAR4X4CAP VLSOLAR4X4CAP | Transformer with Timer » Output Voltage: 12VDC » Output Power: 100W or 30W » Output Current: 8.3A or 2.5A » Photo-Activated Timer » 20-ft (6.09 m) LightHub® Wire Extension Cable | 8.3A, 100W: DIMMABLE 83DLTRANSFORMERCC 2.5A, 30W: 25DLTRANSFORMER |
| Aluminum Post Cap Light » 2.5" x 2.5" LED Aluminum Post Cap Light [2.6 in x 2.6 in (66 mm x 66 mm) actual internal dimensions] » Use with Trex 2.5-in Aluminum Railing Posts » 5.5-ft (1.67 m) Male LightHub® Lead | BKALCAPLED25 BZALCAPLED25 WTALCAPLED25 | LightHub® Accessories » 3-Way Splitter » 6-Way Splitter » 5 ft (1.52 m) Wire Extension Cable » 10 ft (3.04 m) Wire Extension Cable » 20 ft (6.09 m) Wire Extension Cable » Female to Female Adapter | DL3SPLIT6PK DL6SPLIT4PK DL5FTWR4PK DL10FTWR4PK DL20FTWR4PK DLFADAP6PK |
| Aluminum Deck Rail Light » LED Deck Rail Light [2.75-in (69 mm) OD] » 5.5-ft (1.67 m) Male LightHub® Lead | BKLAMPLEDC BZLAMPLEDC WTLAMPLEDC | Dimmer » Single Channel with Remote | DLDIMMER |
| Aluminum Wedge Deck Rail Light » LED Wedge Deck Rail Light [1.875-in wide x 3-in high (47 mm x 76 mm) actual dimensions] » Compatible with all Trex Railing Posts » 5.5-ft (1.67 m) Male LightHub® Lead | BKALPOSTLAMPLED BZALPOSTLAMPLED WTALPOSTLAMPLED | Wifi Lighting Controller | DLWiFiC |
| Aluminum Stair Riser Light » 4 LED Riser Lights [1.25-in (31 mm) OD] » 5.5-ft (1.67 m) Male LightHub® Lead | BKRISERLED4PKC BZRISERLED4PKC WTRISERLED4PKC | Forstner Bit » Pack of 6 » 1-in (25 mm) | DLBIT6PK |
| Recessed Deck Light » 4 LED Recessed Lights [1-in (25 mm) OD] » 5.5-ft (1.67 m) Male LightHub® Lead | RECESSLED4PKC | Multi-zone Transformer Adapter | DL5TFSPPLIT1PK |

TREX ALUMINUM ADA HANDRAIL

| COMPONENT | ITEM # |
|--------------------------|--|
| <p>1 36° Elbow</p> | 1.375-in x 8-ft (34 mm x 243 cm) Handrail Wall Return 90° Wall Mount Inside Corner Mount 180° Elbow ("Candy Cane") 5° Elbow 31° Elbow 34° Elbow 36° Elbow 90° Elbow Adjustable Elbow Straight 4-in (101 mm) Internal Connector Inline Termination Bracket Rail End Cap Collar |
| <p>2 Wall Mount</p> | XXALADARAIL8 XXALADA90WR2G XXALADAWMNT2G XXALADAICORNER2G XXALADA180CCANE XXALADA05ELB XXALADA31ELB XXALADA34ELB XXALADA36ELB XXALADA90ELB2G XXALADAADJELB XXALINTCONN XXALADAINLINE XXALADACAP XXALADACLR |
| <p>3 Collar</p> | |
| <p>4 Wall Return 90°</p> | |
| <p>5 Handrail</p> | |

TREX ALUMINUM GATES

| COMPONENT | DESCRIPTION | ITEM # |
|---|---|--|
| <p>Trex Signature® Adjustable Gate Hardware sold separately. Available in BK, BZ and WT.</p> | 36" Rail Height, Square Balusters, Adjustable up to 48" wide opening 36" Rail Height, Round Balusters, Adjustable up to 48" wide opening 42" Rail Height, Square Balusters, Adjustable up to 48" wide opening 42" Rail Height, Round Balusters, Adjustable up to 48" wide opening [Actual height 36" Rail: 36 in (914 mm); 42" Rail: 42 in (106 cm). Actual width is 47.5 in (120 cm) but can be cut to fit any width.] | XX36SQADJGATE XX36RDADJGATE XX42SQADJGATE XX42RDADJGATE |
| <p>Hardware Pack Hardware for attachment to wood post with composite sleeve or aluminum posts</p> | 2 Adjustable Self-Closing Hinges 1 Locking Hasp With Keys | BKGATEHW |

TREX® FASTENERS

| COMPONENT | 75 CT. ITEM # | 350 CT. ITEM # | 1400 CT. ITEM # | COLORS | COMPONENT | ITEM # | COLORS |
|---|---|--|---|--|--|--|--|
| Trex Color-Match Deck Screws » #10 x 2.5" (6.35 cm) » 75 ct. box, 350 ct. box, 1400 ct. tub » HexStix® bits included | TCM25BC75 TCM25BD75 TCM25CL75 TCM25CS75 TCM25FW75 TCM25HT75 TCM25HY75 TCM25IM75 TCM25LR75 TCM25PG75 TCM25RH75 TCM25SD75 TCM25SF75 TCM25SR75 TCM25TP75 TCM25TS75 TCM25TT75 | TCM25BC350 TCM25BD350 TCM25CL350 TCM25CS350 TCM25FW350 TCM25HT350 TCM25HY350 TCM25IM350 TCM25LR350 TCM25PG350 TCM25RH350 TCM25SD350 TCM25SF350 TCM25SR350 TCM25TP350 TCM25TS350 TCM25TT350 | TCM25BC1400 TCM25BD1400 TCM25CL1400 TCM25CS1400 TCM25FW1400 TCM25HT1400 TCM25HY1400 TCM25IM1400 TCM25LR1400 TCM25PG1400 TCM25RH1400 TCM25SD1400 TCM25SF1400 TCM25SR1400 TCM25TP1400 TCM25TS1400 TCM25TT1400 | BC BD CL CS FW HT HY IM LR PG RH SD SF SR TP TS TT | Trex Color-Match Fascia Screws » 1-3/4" (4.4 cm) » 75 ct. box » Tools sold separately | TCMF175BC75 TCMF175BD75 TCMF175CL75 TCMF175CS75 TCMF175FW75 TCMF175HT75 TCMF175HY75 TCMF175IM75 TCMF175LR75 TCMF175PG75 TCMF175RH75 TCMF175SD75 TCMF175SF75 TCMF175SR75 TCMF175TP75 TCMF175TS75 TCMF175TT75 TCMF175WW75 | BC BD CL CS FW HT HY IM LR PG RH SD SF SR TP TS TT WW |

| | | | | | | | | | | | | | | | | | | | |
|-------------------|-------------|-----------------------|------------------|---|---------------|-------------------------|-------------|----------------|--------------------------------|--------------|-------------------------|-----------------|------------------------------|--------------|---|--------------|------------------------------|---------------|--------------------|
| XX = COLOR PREFIX | BC Biscayne | BD Beach Dune/ Jasper | CB Coastal Bluff | CL Rope Swing/ Carmel/ Malted Barley (MY) | CS Clam Shell | FW Foggy Wharf/ Rainier | HT Hatteras | HY Honey Grove | IM Island Mist/ Millstone (MS) | LR Lava Rock | PG Pebble Grey/ Whidbey | RH Rocky Harbor | SD Saddle/Ocracoke/ Hatteras | SF Salt Flat | SR Spiced Rum/ Cinnamon Cove/ Whiskey Barrel (WL) | TP Tide Pool | TS Toasted Sand/ Havana Gold | TT Tiki Torch | WW Woodgrain White |
|-------------------|-------------|-----------------------|------------------|---|---------------|-------------------------|-------------|----------------|--------------------------------|--------------|-------------------------|-----------------|------------------------------|--------------|---|--------------|------------------------------|---------------|--------------------|

| COMPONENT | ITEM # | COMPONENT | ITEM # | COMPONENT | ITEM # |
|--|---------------------------|---|---------------------------------|---|-------------|
| Trex Decking Plug Screws » #10 x 2.5" (6.35 cm) » 75 ct. box, 350 ct. tub » Includes depth setters, black | TDPS25BK75 TDPS25BK350 | Trex Enhance® Decking Plug Screws » 2" (5.0 cm) » 75 ct. box, 400 ct. tub, black » Tools sold separately | TENDPLGS2BK75 TENDPLGS2BK400 | Trex Plug System Fascia Screws » 1-3/4" (4.4 cm) » 75 ct. box, black » Tools sold separately | TPSF175BK75 |

| COMPONENT | 80 CT. ITEM # | COLORS | 416 CT. ITEM # | COLORS |
|---|---|---|---|--|
| Trex Enhance® Decking/Fascia Plugs » 80 ct., 416 ct. | TPSDFCS80 TPSDFFW80 TPSDFRH80 TPSDFSDEN80 TPSDFTS80 | BC CL HG HT IM IML JA LR MS MY PG RN RS SD SF SR TT WL | TPSDFHY80 TPSDFTP80 TPSDFBD80 TPSDFCC80 TPSDFCB80 | CS FW RH SDEN TS HY TP BD CC CB |

| COMPONENT | 80 CT. ITEM # | COLORS | 400 CT. ITEM # | COLORS | COMPONENT | 80 CT. ITEM # | COLORS |
|---|---|---|---|---|-------------------------------|---|---|
| Trex Decking Plugs » 80 ct., 400 ct. | TDPLGBC80 TDPLGCL80 TDPLGHG80 TDPLGHT80 TDPLGIM80 TDPLGIML80 TDPLGJA80 TDPLGLR80 TDPLGMS80 TDPLGMY80 TDPLGPG80 TDPLGRN80 TDPLGRS80 TDPLGSD80 TDPLGSF80 TDPLGSR80 TDPLGTT80 TDPLGWL80 | BC CL HG HT IM IML JA LR MS MY PG RN RS SD SF SR TT WL | TDPLGBC400 TDPLGCL400 TDPLGHG400 TDPLGHT400 TDPLGIM400 TDPLGIML400 TDPLGJA400 TDPLGLR400 TDPLGMS400 TDPLGMY400 TDPLGPG400 TDPLGRN400 TDPLGRS400 TDPLGSD400 TDPLGSF400 TDPLGSR400 TDPLGTT400 TDPLGWL400 | BC CL HG HT IM IML JA LR MS MY PG RN RS SD SF SR TT WL | Trex Fascia Plugs » 80 ct. | TPSFBC80 TPSFCL80 TPSFHG80 TPSFHT80 TPSFIM80 TPSFIML80 TPSFJA80 TPSFLR80 TPSFMS80 TPSFMY80 TPSFPG80 TPSFRN80 TPSFRS80 TPSFSDSL80 TPSFSF80 TPSFSR80 TPSFTT80 TPSFWL80 TPSFWW80 | BC CL HG HT IM IML JA LR MS MY PG RN RS SDSL SF SR TT WL WW |

| | | | | | | | | | | | | | | | | | | | | |
|-------------------|-------------|-----------|----------------|-------------|----------------|-------------------------|-----------|--------------|--------------|------------------|----------------|------------|---------------|-----------|--------------------|--------------|---------------|---------------|-------------------|--------------------|
| XX = COLOR PREFIX | BC Biscayne | CL Carmel | HG Havana Gold | HT Hatteras | IM Island Mist | IML Island Mist Lineage | JA Jasper | LR Lava Rock | MS Millstone | MY Malted Barley | PG Pebble Grey | RN Rainier | RS Rope Swing | SD Saddle | SDSL Saddle Select | SF Salt Flat | SR Spiced Rum | TT Tiki Torch | WL Whiskey Barrel | WW Woodgrain White |
|-------------------|-------------|-----------|----------------|-------------|----------------|-------------------------|-----------|--------------|--------------|------------------|----------------|------------|---------------|-----------|--------------------|--------------|---------------|---------------|-------------------|--------------------|

UNIVERSAL FASTENERS

| COMPONENT | ITEM # |
|---|--|
| Universal Fastener » Glass-filled nylon | UNIVCONCLIP (50 sq. ft. box) DA00002 (500 sq. ft. bucket) |
| Universal Starter Clip » 400 sq. ft. (37 sq. m.) bag | UNIVSTARTCLIP |
| Butt Joint Clip » 14/pk. | BJC14PK |
| Groove Router Bit | ROUTBIT |
| Universal Fastener Installation Tool | ONESTEPTL |

DECKING/FASCIA SYSTEM TOOLS

| COMPONENT | ITEM # |
|--|--------------|
| Trex Color-Match Fascia Counterbore Tool Kit » w/ Drive Bits | TCMFCBKIT |
| Trex Plug System Fascia Counterbore Tool Kit » w/ Depth Setters | TPSFCBKIT |
| Trex Plug System Enhance Decking Tool Kit » w/ Depth Setters | TPSWENDCBKIT |

DECKING TOOLS

| COMPONENT | ITEM # |
|--------------------------------|---------|
| HexStix Bit » 2-pk | THB2PK |
| Decking Depth Setter » 1-pk | TDDS1PK |



TREX® DECKING, FASCIA & CLADDING LIMITED WARRANTY

Trex Company, Inc. (hereinafter “Trex”) warrants to the original end-use purchaser (“Purchaser”) that, for the applicable Warranty Period set forth in Table I below, when properly installed, used and maintained under normal use and service conditions and in accordance with Trex’s written instructions, Trex® product set forth in Table I below (the “Product”) shall perform as follows:

Physical Integrity: The Product shall be free from material defects in workmanship and materials, and shall not split, splinter, rot or suffer structural damage from termites or fungal decay.

Fade Resistance: The Product shall not fade in color from light and weathering exposure as measured by color change of (a) more than 5 Delta E (CIE) units for twenty-five years from the date of original purchase, and (b) more than 15 Delta E (CIE) units for the remainder of the Warranty Period, if any. While the Product is designed to resist fading, no material is fade proof when exposed to years of UV exposure and the elements. The Product is designed to resist fading under normal weather conditions and will not fade by more than the number of Delta E (CIE) units indicated above.

Stain Resistance: The Product shall be resistant to permanent staining resulting from spills of food and beverage items including ketchup, mustard, salad oils, tea, wine, coffee, fruit punch, barbeque sauce, sodas and other food and beverage related items that would typically be present on a residential deck, or mold and mildew naturally occurring in the environment, provided that such substances are removed from the Product with soap and water within one (1) week of exposure of the food or beverage to the surface or first appearance of the mold and mildew. Cleaning procedures are described in the Care & Cleaning Guide at www.trex.com.

Notwithstanding the foregoing, Trex does not warrant that the Product is stain-proof and does not warrant stain resistance resulting from spilled or otherwise applied food and beverage substances which are not properly cleaned as provided above within one (1) week of exposure. In addition, materials not covered in this stain resistance section of this Limited Warranty include abrasive compounds of acidic or basic pH, paints or stains, strong solvents, metallic rust or other abnormal deck use items, and non-food and non-beverage substances, including but not limited to, biocides, fungicides, plant food, bactericides, cement, concrete, mortar, stucco and colored chalk. Mold and mildew can settle and grow on any outdoor surface, including this Product. You should periodically clean your deck to remove dirt and pollen that can feed mold and mildew. This Limited Warranty does not cover mold and mildew which is not properly cleaned as provided above within one (1) week of first appearance.

Residential/Commercial Application: For purposes of this Limited Warranty, a “residential application” shall refer to an installation of the Product on an individual residence, and a “commercial application” shall refer to any installation of the Product other than on an individual residence.

Term of Limited Warranty: The term of this Limited Warranty for a Product (the “Warranty Period”) begins on the date of original purchase and shall be equal to the number of years set forth next to such Product in Table I below.

TABLE I

| Product | Residential Warranty Period | Commercial Warranty Period |
|--|-----------------------------|----------------------------|
| Trex Signature® Decking and Fascia | 50 Years | 10 Years |
| Trex® Transcend® Decking and Fascia | 50 Years | 10 Years |
| Trex® Cladding | 50 Years | 25 Years |
| Trex Select® Decking and Fascia, Trex® Composite Decking, Trex® Universal Fascia | 35 Years | 10 Years |
| Trex® Enhance® Decking and Fascia | 25 Years | 10 Years |

Transferability: With respect to a residential application, this Limited Warranty may be transferred one (1) time, within the five (5) year period beginning from the date of original purchase by the Purchaser, to a subsequent buyer of the property upon which the Product was originally installed. With respect to a commercial application, this Limited Warranty is freely transferable to subsequent buyers of the property upon which the Product was originally installed.

EXCLUSIONS FROM WARRANTY COVERAGE

The Products must be stored, handled, installed, used and maintained in accordance with instructions provided by Trex, and this Limited Warranty is conditioned upon compliance with all such instructions. Copies of Trex’s Installation Guides, Technical Information and Care and Cleaning Guides are available from Trex at the address listed below. The materials may also be obtained on Trex’s website at trex.com. Any information or suggestion by Trex with respect to the Products concerning applications, specifications or compliance with codes and standards, including building or safety codes, is provided solely for Purchaser’s convenient reference and is made without any representation as to accuracy or suitability. Purchaser must verify and test the suitability of any information with respect to the Products for Purchaser’s specific application. This Limited Warranty does not cover defects caused by:

Exposure to Heat: Direct or indirect contact with extreme heat sources (over 275°F/135°C) may cause fading and may damage the surface of the Product, and any effects of such exposure are expressly excluded from coverage under this Limited Warranty.

Surface Damage: Never use metal shovels or sharp-edged tools to remove snow and ice on the surface of the Product. If the surface of the Product is damaged or punctured, this Limited Warranty will be voided.

Paint or Other Materials Applied to the Product: If paint, solvents or other coating materials are applied to the Product, this Limited Warranty will be voided.

Other Exclusions: This Limited Warranty shall not cover any condition attributable to: (1) improper installation of the Product and/or failure to abide by Trex’s installation guidelines, including but not limited to improper gapping; (2) use of the Product beyond normal use or service conditions, or in an application not recommended by Trex’s guidelines and local building codes; (3) movement, distortion, collapse or settling of the ground or the supporting structure on which the Product is installed; (4) any act of God (such as flooding, hurricane, earthquake, lightning, etc.), environmental condition (such as air pollution, mold, mildew, etc.), staining from foreign substances other than food and beverages (such as dirt, grease, oil, etc.); (5) improper handling, storage, abuse or neglect of the Product by Purchaser, the transferee or third parties; (6) any fading or staining not on the walking surface of the Product (i.e., the underside or the ends of the Product); or (7) ordinary wear and tear.

Excluded Products: This Warranty shall not apply to any Trex products not listed in Table I, including, but not limited to, Trex Transcend® railing, Trex Enhance® railing, Trex Select® railing, Trex Signature® railing, Trex Decklighting products, TrexTrim™ products, Trex® Outdoor Lighting products, Trex Hideaway® Fasteners, and Trex® Fencing, which are excluded from this Limited Warranty. Each of these products has a separate Limited Warranty.

PROCEDURE FOR MAKING A CLAIM UNDER THIS LIMITED WARRANTY

To make a claim under this Limited Warranty, Purchaser must do the following:

1. If the Purchaser is making a claim relating to the Limited Warranty on stain resistance, Purchaser must do as follows:

(a) Purchaser must try to clean the affected area of the deck by using the cleaning procedures described above (and provided in more detail in the Care & Cleaning Guide found at www.trex.com) within one (1) week of exposure of the food or beverage to the Product or first appearance of the mold and mildew.

(b) If the affected area remains reasonably unsatisfactory after Purchaser has tried these cleaning procedures, then Purchaser must have the affected area of the deck professionally cleaned at Purchaser’s expense.

(c) If the affected area remains reasonably unsatisfactory after the professional cleaning, Purchaser may make a claim under this Limited Warranty, provided that such claim is made within thirty (30) days after the professional cleaning.

2. To make a claim under this Limited Warranty, Purchaser, or the transferee, shall send to Trex, within the Warranty Period referred to above, a written description and photographs of the claimed defect, proof of purchase, and if the claim relates to the Limited Warranty on stain resistance, proof of compliance with paragraph 1 above, to the following address:

Trex Company, Inc.
Customer Relations
2500 Trex Way
Winchester, VA 22601



TREX® DECKING, FASCIA & CLADDING LIMITED WARRANTY (CONTINUED)

3. Upon confirmation by an authorized Trex representative of a valid claim hereunder, Trex’s sole responsibility shall be, at its option, to either: (a) replace the affected Product with new Product in an amount equal to the volume (linear feet) of defective material; or (b) refund the portion of the purchase price paid by Purchaser for such affected Product (not including the cost of its initial installation). Replacement Products will be as close in color, design, and quality to the original Products as reasonably possible, in Trex’s discretion and determination, but Trex does not guarantee an exact match as colors and designs may change and Trex’s obligation as to replacement shall further be limited to replacement with the styles and colors of the Product that are available at the time of the replacement. **THE REMEDIES STATED IN THIS PARAGRAPH ARE PURCHASER’S SOLE AND EXCLUSIVE REMEDIES FOR ANY PRODUCT THAT FAILS TO CONFORM TO THIS LIMITED WARRANTY.**

If a valid warranty claim hereunder is made during year eleven (11) or any year thereafter through the expiration of the applicable Warranty Period after the original purchase, recovery will be prorated in accordance with Table II, below. If Trex is providing replacement materials, it may elect to replace the percentage listed in Table II, below, of boards otherwise meeting the requirements for a claim, or if it is refunding the purchase price, it may elect to refund the percentage listed below in Table II of the purchase price of Product otherwise meeting the requirements for a claim.

TABLE II

| Year of Claim | Warranty Period | | |
|---------------|-----------------|---------|---------|
| | 50 Year | 35 Year | 25 Year |
| 11 | 90% | 80% | 80% |
| 12 | 90% | 80% | 80% |
| 13 | 90% | 80% | 80% |
| 14 | 90% | 80% | 60% |
| 15 | 90% | 60% | 60% |
| 16 | 90% | 60% | 60% |
| 17 | 70% | 60% | 40% |
| 18 | 70% | 60% | 40% |
| 19 | 70% | 40% | 40% |
| 20 | 70% | 40% | 20% |
| 21 | 70% | 40% | 20% |
| 22 | 70% | 40% | 20% |
| 23 | 50% | 20% | 10% |
| 24 | 50% | 20% | 10% |
| 25 | 50% | 20% | 10% |
| 26 | 50% | 20% | – |
| 27 | 50% | 20% | – |
| 28 | 50% | 20% | – |
| 29 | 30% | 10% | – |
| 30 | 30% | 10% | – |
| 31 | 30% | 10% | – |
| 32 | 30% | 10% | – |
| 33 | 30% | 10% | – |
| 34 | 30% | 10% | – |
| 35 | 30% | 10% | – |
| 36 | 20% | – | – |
| 37 | 20% | – | – |

| Year of Claim | Warranty Period | | |
|---------------|-----------------|---------|---------|
| | 50 Year | 35 Year | 25 Year |
| 38 | 20% | – | – |
| 39 | 20% | – | – |
| 40 | 20% | – | – |
| 41 | 20% | – | – |
| 42 | 20% | – | – |
| 43 | 10% | – | – |
| 44 | 10% | – | – |
| 45 | 10% | – | – |
| 46 | 10% | – | – |
| 47 | 10% | – | – |
| 48 | 10% | – | – |
| 49 | 10% | – | – |
| 50 | 10% | – | – |

WITH RESPECT TO DEFECTIVE PRODUCT SHALL IN NO EVENT EXCEED THE REPLACEMENT OF SUCH PRODUCT OR REFUND OF THE PURCHASE PRICE, AS DESCRIBED ABOVE.

Some States or Provinces do not allow the exclusion or limitation of incidental or consequential damages, so the above limitation or exclusion may not apply to you. This Limited Warranty gives you specific legal rights, and you may also have other rights that vary from State to State or Province to Province.

Copyright © 2024 Trex Company, Inc.

TO THE FULLEST EXTENT PERMITTED UNDER THE LAW, TREX’S SOLE OBLIGATION UNDER THIS LIMITED WARRANTY SHALL BE, AT ITS OPTION, REPLACEMENT OF NON-CONFORMING PRODUCTS OR A REFUND OF THE PURCHASE PRICE, AS DESCRIBED ABOVE. PURCHASER ASSUMES ALL RISK WHATSOEVER AS TO THE RESULT OF THE USE OF THE PRODUCTS PURCHASED, WHETHER USED SINGULARLY OR IN COMBINATION WITH ANY OTHER PRODUCTS OR SUBSTANCES.

THIS LIMITED WARRANTY SHALL NOT COVER AND TREX SHALL NOT BE RESPONSIBLE FOR COSTS AND EXPENSES INCURRED WITH RESPECT TO THE REMOVAL OF DEFECTIVE PRODUCT OR THE INSTALLATION OF REPLACEMENT MATERIALS, INCLUDING BUT NOT LIMITED TO LABOR AND FREIGHT.

No person or entity is authorized by Trex to make and Trex shall not be bound by any statement or representation as to the quality or performance of Product other than as contained in this Limited Warranty. This Limited Warranty may not be altered or amended except in a written instrument signed by Trex and Purchaser.

TO THE FULLEST EXTENT PERMITTED UNDER THE LAW, UNDER NO CIRCUMSTANCES WILL TREX BE LIABLE FOR ANY SPECIAL, INDIRECT, INCIDENTAL, CONSEQUENTIAL, RELIANCE, STATUTORY, SPECIAL, PUNITIVE OR EXEMPLARY DAMAGES, INCLUDING, BUT NOT LIMITED TO, LOST PROFITS, LOSS OF USE, LOSS OF TIME, LOSS OF REVENUES, INCONVENIENCE, LOSS OF BUSINESS OPPORTUNITIES, OR DAMAGE TO GOOD WILL OR REPUTATION DAMAGES, WHETHER SUCH DAMAGES ARE SOUGHT IN CONTRACT, IN TORT (INCLUDING BUT NOT LIMITED TO NEGLIGENCE AND STRICT LIABILITY) OR OTHERWISE, EVEN IF ADVISED OF THE POSSIBILITY OF SUCH DAMAGES OR SUCH DAMAGES COULD HAVE BEEN REASONABLY FORESEEN, IN CONNECTION WITH, ARISING OUT OF, OR AS A RESULT OF, THE SALE, DELIVERY, INSTALLATION, USE OR LOSS OF USE OF THE PRODUCTS SOLD HEREUNDER, OR FOR ANY LIABILITY OF PURCHASER TO ANY THIRD PARTY WITH RESPECT THERETO AND TREX’S LIABILITY FOR NON-PERSONAL INJURY CLAIMS



TREX® ALUMINUM AND COMPOSITE RAILING AND ANCILLARY PRODUCTS LIMITED WARRANTY

Trex Company, Inc. (hereinafter “Trex”) warrants to the original end-use purchaser (“Purchaser”) that, for the applicable Warranty Period set forth in Table I below, when properly installed, used and maintained under normal use and service conditions, and in accordance with Trex’s written instructions, Trex® product set forth in Table I below (the “Product”) shall be free from material defects in workmanship and materials, and shall not split, splinter, rot or suffer structural damage from termites or fungal decay.

Residential/Commercial Application: For purposes of this warranty, a “residential application” shall refer to an installation of the Product on an individual residence, and a “commercial application” shall refer to any installation of the Product other than on an individual residence.

Term of Limited Warranty: The term of this Limited Warranty for a Product (the “Warranty Period”) begins on the date of original purchase and shall be equal to the number of years set forth next to such Product in Table I below.

TABLE I

| Product | Residential Warranty Period | Commercial Warranty Period |
|--|-----------------------------|----------------------------|
| Trex Signature® Aluminum Railing, Trex Signature® X-Series™ Railing | 50 Years | 25 Years |
| Trex Signature® X-Series™ Cable Rail (Cable Infill/Assemblies ONLY) | 10 Years | 10 Years |
| Trex Transcend® Composite Railing | 35 Years* or 25 Years* | 10 Years |
| Select® Composite Railing, Trex Enhance® Composite Railing, Select™ Aluminum Railing, Trex® Fencing, and TrexTrim™ | 25 Years | 10 Years |
| Trex® Deck Lighting (LEDs and Housings) | 7 Years | 7 Years |
| Trex® Deck Lighting (Transformer, Timer, Dimmer, WiFi Controller, Solar Components) | 3 Years | 3 Years |
| Trex® Deck Lighting (Solar Battery) | 1 Year | 1 Year |

*The 35-Year Residential Warranty Period for Trex Transcend Railing applies only in the United States of America, except in Arizona, Alabama, Arkansas, Florida, Louisiana, New Mexico, Missouri and Texas. In these States and all other Countries, Trex Transcend Railing has a 25-Year Residential Warranty Period.

Transferability: With respect to a residential application, this warranty may be transferred one (1) time, within the five (5) year period beginning from the date of original purchase by the Purchaser, to a subsequent buyer of the property upon which the Product was originally installed. With respect to a commercial application, this warranty is freely transferable to subsequent buyers of the property upon which the Product was originally installed.

EXCLUSIONS FROM WARRANTY COVERAGE

Notwithstanding the foregoing, (a) the warranty for Trex® Deck Lighting Products (excluding Trex® Solar Post Cap Lights) is valid only in each case provided that a Trex transformer is used (with no warranty on any components if a Trex transformer is not used), and any other Trex® Deck Lighting parts or accessories not listed in Table I above shall not be warranted; (b) this warranty shall not apply to any Trex products not listed in Table I, including, but not limited to, Trex decking products, Trex cladding products, Trex fascia products, Trex Select™ Steel Mesh (infill panel), Trex Enhance™ Steel Railing, and Trex fasteners (which each have separate warranties); and (c) with respect to installations where the atmosphere is influenced by a body of salt water (or other contaminant conditions), failure to adhere to the cleaning guidelines available at www.trex.com will void this warranty with respect to any condition resulting from such failure.



TREX® ALUMINUM AND COMPOSITE RAILING AND ANCILLARY PRODUCTS LIMITED WARRANTY (CONT.)

If a valid warranty claim hereunder is made during year eleven (11) or any year thereafter through the expiration of the applicable Warranty Period after the original purchase, recovery will be prorated in accordance with Table II, below. If Trex is providing replacement materials, it may elect to replace the percentage listed in Table II, below, of Product otherwise meeting the requirements for a claim, or if it is refunding the purchase price, it may elect to refund the percentage listed below in Table II of the purchase price of Product otherwise meeting the requirements for a claim.

TABLE II

| Year of Claim | Warranty Period | | | | |
|---------------|-----------------|---------|---------|---------|---------|
| | 50 Year | 35 Year | 25 Year | 15 Year | 10 Year |
| 7 | 100% | 100% | 100% | 80% | 80% |
| 8 | 100% | 100% | 100% | 80% | 80% |
| 9 | 100% | 100% | 100% | 60% | 60% |
| 10 | 100% | 100% | 100% | 60% | 60% |
| 11 | 90% | 80% | 80% | 40% | |
| 12 | 90% | 80% | 80% | 40% | |
| 13 | 90% | 80% | 80% | 20% | |
| 14 | 90% | 80% | 60% | 10% | |
| 15 | 90% | 60% | 60% | 10% | |
| 16 | 90% | 60% | 60% | | |
| 17 | 70% | 60% | 40% | | |
| 18 | 70% | 60% | 40% | | |
| 19 | 70% | 40% | 40% | | |
| 20 | 70% | 40% | 20% | | |
| 21 | 70% | 40% | 20% | | |
| 22 | 70% | 40% | 20% | | |
| 23 | 50% | 20% | 10% | | |
| 24 | 50% | 20% | 10% | | |
| 25 | 50% | 20% | 10% | | |
| 26 | 50% | 20% | | | |
| 27 | 50% | 20% | | | |
| 28 | 50% | 20% | | | |
| 29 | 30% | 10% | | | |
| 30 | 30% | 10% | | | |
| 31 | 30% | 10% | | | |
| 32 | 30% | 10% | | | |
| 33 | 30% | 10% | | | |
| 34 | 30% | 10% | | | |
| 35 | 30% | 10% | | | |
| 36 | 20% | | | | |
| 37 | 20% | | | | |
| 38 | 20% | | | | |
| 39 | 20% | | | | |
| 40 | 20% | | | | |
| 41 | 20% | | | | |
| 42 | 20% | | | | |
| 43 | 20% | | | | |
| 44 | 20% | | | | |
| 45 | 20% | | | | |
| 46 | 20% | | | | |
| 47 | 20% | | | | |
| 48 | 10% | | | | |
| 49 | 10% | | | | |
| 50 | 10% | | | | |

The Product must be stored, handled, installed, used and maintained in accordance with instructions provided by Trex, and this Limited Warranty is conditioned upon compliance with all such instructions. Copies of Trex’s Installation Guides, Technical Information and Care and Cleaning Guides are available from Trex at the address listed below. The materials may also be obtained on Trex’s website at trex.com.

Any information or suggestion by Trex with respect to the Product concerning applications, specifications or compliance with codes and standards, including building or safety codes, is provided solely for Purchaser’s convenient reference and is made without any representation as to accuracy or suitability. Purchaser must verify and test the suitability of any information with respect to the Product for Purchaser’s specific application.

Trex does not warrant against, and is not responsible for, any condition attributable to: (1) improper installation of Product and/or failure to abide by Trex’s installation guidelines; (2) use of Product beyond normal use and service conditions, or in an application not recommended by Trex’s guidelines and local building codes; (3) movement, distortion, collapse or settling of the ground or the supporting structure on which Product is installed; (4) any act of God (such as flooding, hurricane, earthquake, lightning, etc.), environmental condition (such as air pollution, mold, mildew, etc.), exposure to corrosive elements (such as chemicals, pollution, etc.), or atmospheric contaminants (such as salt spray, salt air, etc.) if proper care and cleaning in accordance with the “Trex Signature®, Trex Signature® X-Series™, Trex Select™ Aluminum Care and Cleaning Guide” was not adhered to, staining from foreign substances (such as dirt, grease, oil, etc.), tarnishing, or normal weathering (defined as exposure to sunlight, weather and atmosphere which will cause any colored surface to gradually fade, chalk, or accumulate dirt or stains); (5) variations or changes in color of Product; (6) improper handling, storage, abuse or neglect of Product by Purchaser, the transferee or third parties; (7) ordinary wear and tear; (8) vandalism; or (9) other causes beyond the control of Trex.

PROCEDURE FOR MAKING A CLAIM UNDER THIS LIMITED WARRANTY

To make a claim under this Limited Warranty, Purchaser, or the transferee, shall send to Trex, within the Warranty Period referred to above, a written description and photographs of the claimed defect and proof of purchase, to the following address:

Trex Company, Inc.
Customer Relations
2500 Trex Way
Winchester, VA 22601

Upon confirmation by an authorized Trex representative of a valid claim hereunder, Trex’s sole responsibility shall be, at its option, to either: (a) replace the affected Product with new Product in an amount equal to the amount of defective material; or (b) refund the portion of the purchase price paid by Purchaser for such affected Product (not including the cost of its initial installation). Replacement Product will be as close in color, design and quality to the original Product as reasonably possible, in Trex’s discretion and determination, but Trex does not guarantee an exact match as colors and designs may change and Trex’s obligation as to replacement shall further be limited to replacement with the styles and colors of the Product that are available at the time of the replacement. The remedies stated in this paragraph are purchaser’s sole and exclusive remedies for any product that fails to conform to this limited warranty.

TO THE FULLEST EXTENT PERMITTED UNDER THE LAW, TREX’S SOLE OBLIGATION UNDER THIS LIMITED WARRANTY SHALL BE, AT ITS OPTION, REPLACEMENT OF NON-CONFORMING PRODUCT OR A REFUND OF THE PURCHASE PRICE, AS DESCRIBED ABOVE. PURCHASER ASSUMES ALL RISK WHATSOEVER AS TO THE RESULT OF THE USE OF THE PRODUCT PURCHASED, WHETHER USED SINGULARLY OR IN COMBINATION WITH ANY OTHER PRODUCTS OR SUBSTANCES.

TO THE FULLEST EXTENT PERMITTED UNDER THE LAW, THIS LIMITED WARRANTY SHALL NOT COVER, AND TREX SHALL NOT BE RESPONSIBLE FOR, COSTS AND EXPENSES INCURRED WITH RESPECT TO THE REMOVAL OF DEFECTIVE PRODUCT OR THE INSTALLATION OF REPLACEMENT MATERIALS, INCLUDING, BUT NOT LIMITED TO, LABOR AND FREIGHT.

No person or entity is authorized by Trex to make and Trex shall not be bound by any statement or representation as to the quality or performance of Product other than as contained in this Limited Warranty. This Limited Warranty may not be altered or amended except in a written instrument signed by Trex and Purchaser.

TO THE FULLEST EXTENT PERMITTED UNDER THE LAW, UNDER NO CIRCUMSTANCES WILL TREX BE LIABLE FOR ANY SPECIAL, INDIRECT, INCIDENTAL, CONSEQUENTIAL, RELIANCE, STATUTORY, SPECIAL, PUNITIVE OR EXEMPLARY DAMAGES, INCLUDING, BUT NOT LIMITED TO, LOST PROFITS, LOSS OF USE, LOSS OF TIME, LOSS OF REVENUES, INCONVENIENCE, LOSS OF BUSINESS OPPORTUNITIES OR DAMAGE TO GOOD WILL OR REPUTATION DAMAGES, WHETHER SUCH DAMAGES ARE SOUGHT IN CONTRACT, IN TORT (INCLUDING, BUT NOT LIMITED TO, NEGLIGENCE AND STRICT LIABILITY) OR OTHERWISE, EVEN IF ADVISED OF THE POSSIBILITY OF SUCH DAMAGES OR SUCH DAMAGES COULD HAVE BEEN REASONABLY FORESEEN, IN CONNECTION WITH, ARISING OUT OF, OR AS A RESULT OF, THE SALE, DELIVERY, INSTALLATION, USE OR LOSS OF USE OF THE PRODUCT SOLD HEREUNDER, OR FOR ANY LIABILITY OF PURCHASER TO ANY THIRD PARTY WITH RESPECT THERETO AND TREX’S LIABILITY FOR NON-PERSONAL INJURY CLAIMS WITH RESPECT TO DEFECTIVE PRODUCT SHALL IN NO EVENT EXCEED THE REPLACEMENT OF SUCH PRODUCT OR REFUND OF THE PURCHASE PRICE, AS DESCRIBED ABOVE.

Some States or Provinces do not allow the exclusion or limitation of incidental or consequential damages, so the above limitation or exclusion may not apply to you. This Limited Warranty gives you specific legal rights, and you may also have other rights that vary from State to State or Province to Province.

Copyright © 2025 Trex Company, Inc.



TREX® STEEL RAILING LIMITED WARRANTY

Trex Company, Inc. (hereinafter “Trex”) warrants to the original end-use purchaser (“Purchaser”) that, for the applicable Warranty Period set forth below, when properly installed, used and maintained under normal use and service conditions, and in accordance with Trex’s written instructions, Trex® product set forth in Table I below (the “Product”) shall be free from material defects in workmanship and materials, and shall not crack, peel, blister, flake, split, or suffer excessive corrosion. Corrosion is termed extensive when there are multiple rust-through perforations on the same piece of Product.

Residential/Commercial Application: For purposes of this warranty, a “residential application” shall refer to an installation of the Product on an individual residence, and a “commercial application” shall refer to any installation of the Product other than on an individual residence.

Term of Limited Warranty: The term of this Limited Warranty for a Product (the “Warranty Period”) begins on the date of original purchase and shall be either (1) for a period of 1 year for Product located within 1 mile or less from a saltwater coast line OR (2) for Product located more than 1 mile from a saltwater coastline, equal to the number of years set forth next to such Product in Table I below.

TABLE I

| Product | Residential Warranty Period | Commercial Warranty Period |
|---|-----------------------------|----------------------------|
| Trex Enhance™ Steel Railing, Trex Select™ Steel Mesh Railing (Mesh Infill Panel ONLY) | 15 Years | 10 Years |

Transferability: With respect to a residential application, this warranty may be transferred one (1) time, within the five (5) year period beginning from the date of original purchase by the Purchaser, to a subsequent buyer of the property upon which the Product was originally installed. With respect to a commercial application, this warranty is freely transferable to subsequent buyers of the property upon which the Product was originally installed.

EXCLUSIONS FROM WARRANTY COVERAGE

Notwithstanding the foregoing, (a) this warranty shall not apply to any Trex products not listed in Table I, including, but not limited to, Trex decking products, Trex cladding products, Trex fascia products, Trex fasteners, Trex Deck Lighting products, Trex Signature® railing, Trex Signature® X-Series™ railing, Trex Transcend® railing, Trex Select™ aluminum and composite railing, Trex Enhance® composite railing, Trex Fencing and TrexTrim (which each have separate warranties); (b) with respect to installations where the atmosphere is influenced by a body of salt water (or other contaminant conditions), failure to adhere to the cleaning guidelines available at www.trex.com will void this warranty with respect to any condition resulting from such failure; and (c) Products that have had direct contact with salt water are excluded from this warranty.

The Product must be stored, handled, installed, used and maintained in accordance with instructions provided by Trex, and this Limited Warranty is conditioned upon compliance with all such instructions. Copies of Trex’s Installation Guides, Technical Information and Care and Cleaning Guides are available from Trex at the address listed below. The materials may also be obtained on Trex’s website at trex.com.

Any information or suggestion by Trex with respect to the Product concerning applications, specifications or compliance with codes and standards, including building or safety codes, is provided solely for Purchaser’s convenient reference and is made without any representation as to accuracy or suitability. Purchaser must verify and test the suitability of any information with respect to the Product for Purchaser’s specific application.

Trex does not warrant against, and is not responsible for, any condition attributable to: (1) improper installation of Product and/or failure to abide by Trex’s installation guidelines; (2) use of Product beyond normal use and service conditions, or in an application not recommended by Trex’s guidelines and local building codes; (3) movement, distortion, collapse or settling of the ground or the supporting structure on which Product is installed; (4) any act of God (such as flooding, hurricane, earthquake, lightning, etc.), environmental condition (such as air pollution, mold, mildew, etc.), exposure to corrosive elements or atmospheric contaminants (such as salt spray, salt air, chemicals (including pool and ice removal chemicals), pollution, etc.), staining from foreign substances (such as dirt, grease, oil, etc.), tarnishing, welding, lawn care equipment damage, or normal weathering (defined as exposure to sunlight, weather and atmosphere which will cause any colored surface to gradually fade, chalk, or accumulate dirt or stains); (5) variations or changes in color of Product; (6) surface corrosion from scratches, nicks and dents; (7) improper handling, storage, abuse or neglect of Product by Purchaser, the transferee or third parties; (8) ordinary wear and tear; (9) vandalism; or (10) other causes beyond the control of Trex.

PROCEDURE FOR MAKING A CLAIM UNDER THIS LIMITED WARRANTY

To make a claim under this Limited Warranty, Purchaser, or the transferee, shall send to Trex, within the Warranty Period referred to above, a written description and photographs of the claimed defect and proof of purchase, to the following address:

Trex Company, Inc.
Customer Relations
2500 Trex Way
Winchester, VA 22601

Upon confirmation by an authorized Trex representative of a valid claim hereunder, Trex’s sole responsibility shall be, at its option, to either: (a) replace the affected Product with new Product in an amount equal to the amount of defective material; or (b) refund the portion of the purchase price paid by Purchaser for such affected Product (not including the cost of its initial installation, in accordance with Table II below). Replacement Product will be as close in color, design and quality to the original Product as reasonably possible, in Trex’s discretion and determination, but Trex does not guarantee an exact match as colors and designs may change and Trex’s obligation as to replacement shall further be limited to replacement with the styles and colors of the Product that are available at the time of the replacement. The remedies stated in this paragraph are purchaser’s sole and exclusive remedies for any product that fails to conform to this limited warranty.



TREX® STEEL RAILING LIMITED WARRANTY (CONTINUED)

If a valid warranty claim hereunder is made during year seven (7) or any year thereafter through the expiration of the applicable Warranty Period after the original purchase, recovery will be prorated in accordance with Table II, below. If Trex is providing replacement materials, it may elect to replace the percentage listed in Table II, below, of Product otherwise meeting the requirements for a claim, or if it is refunding the purchase price, it may elect to refund the percentage listed below in Table II of the purchase price of Product otherwise meeting the requirements for a claim.

TABLE II

| Year of Claim | Recovery |
|---------------|----------|
| 7 | 80% |
| 8 | 80% |
| 9 | 60% |
| 10 | 60% |
| 11 | 40% |
| 12 | 40% |
| 13 | 20% |
| 14 | 10% |
| 15 | 10% |

TO THE FULLEST EXTENT PERMITTED UNDER THE LAW, TREX’S SOLE OBLIGATION UNDER THIS LIMITED WARRANTY SHALL BE, AT ITS OPTION, REPLACEMENT OF NON-CONFORMING PRODUCT OR A REFUND OF THE PURCHASE PRICE, AS DESCRIBED ABOVE. PURCHASER ASSUMES ALL RISK WHATSOEVER AS TO THE RESULT OF THE USE OF THE PRODUCT PURCHASED, WHETHER USED SINGULARLY OR IN COMBINATION WITH ANY OTHER PRODUCTS OR SUBSTANCES.

TO THE FULLEST EXTENT PERMITTED UNDER THE LAW, THIS LIMITED WARRANTY SHALL NOT COVER, AND TREX SHALL NOT BE RESPONSIBLE FOR, COSTS AND EXPENSES INCURRED WITH RESPECT TO THE REMOVAL OF DEFECTIVE PRODUCT OR THE INSTALLATION OF REPLACEMENT MATERIALS, INCLUDING, BUT NOT LIMITED TO, LABOR AND FREIGHT.

No person or entity is authorized by Trex to make, and Trex shall not be bound by, any statement or representation as to the quality or performance of Product other than as contained in this Limited Warranty. This Limited Warranty may not be altered or amended except in a written instrument signed by Trex and Purchaser.

TO THE FULLEST EXTENT PERMITTED UNDER THE LAW, UNDER NO CIRCUMSTANCES WILL TREX BE LIABLE FOR ANY SPECIAL, INDIRECT, INCIDENTAL, CONSEQUENTIAL, RELIANCE, STATUTORY, SPECIAL, PUNITIVE OR EXEMPLARY DAMAGES, INCLUDING, BUT NOT LIMITED TO, LOST PROFITS, LOSS OF USE, LOSS OF TIME, LOSS OF REVENUES, INCONVENIENCE, LOSS OF BUSINESS OPPORTUNITIES OR DAMAGE TO GOOD WILL OR REPUTATION DAMAGES, WHETHER SUCH DAMAGES ARE SOUGHT IN CONTRACT, IN TORT (INCLUDING, BUT NOT LIMITED TO, NEGLIGENCE AND STRICT LIABILITY) OR OTHERWISE, EVEN IF ADVISED OF THE POSSIBILITY OF SUCH DAMAGES OR SUCH DAMAGES COULD HAVE BEEN REASONABLY FORESEEN, IN CONNECTION WITH, ARISING OUT OF, OR AS A RESULT OF, THE SALE, DELIVERY, INSTALLATION, USE OR LOSS OF USE OF THE PRODUCT SOLD HEREUNDER, OR FOR ANY LIABILITY OF PURCHASER TO ANY THIRD PARTY WITH RESPECT THERETO AND TREX’S LIABILITY FOR NON-PERSONAL INJURY CLAIMS WITH RESPECT TO DEFECTIVE PRODUCT SHALL IN NO EVENT EXCEED THE REPLACEMENT OF SUCH PRODUCT OR REFUND OF THE PURCHASE PRICE, AS DESCRIBED ABOVE.

Some States or Provinces do not allow the exclusion or limitation of incidental or consequential damages, so the above limitation or exclusion may not apply to you. This Limited Warranty gives you specific legal rights, and you may also have other rights that vary from State to State or Province to Province.

Copyright © 2025 Trex Company, Inc.



Trex[®]

Visit [trex.com](https://www.trex.com) or call 1-800-BUY-TREX

FIND US ON

