



# RAILING GUIDE

*2025*

PERFORMANCEENGINEERED™  
FOR YOUR LIFE OUTDOORS



2025  
Railing  
Guide

# Table of Contents

This catalog is interactive!  
Click where you want to go.

## Why Trex?

### HIGH PERFORMANCE

Resists fading and corrosion.  
Backed by a Residential  
Limited Warranty.\*

### EASY INSTALLATION

Deck railing kits, pre-assembled  
panels and online resources  
make installation simple.

### DURABLE

Built with the same outstanding  
durability as Trex decking — your  
outdoor railing won't rot, warp,  
peel or splinter.\*



### Specialty Railings

pg 11-18



### Your Trex Railing Journey

pg 3-8



### Find Your Look

pg. 9-10



### Metal Railings

pg 19-24



### Composite Railings

pg 25-32



### Materials Overview

pg 33-34



### Railing Anatomy

pg 35-36



### Railing Customization

pg 37-38



### DIY vs DIFM

pg 39-42



### How To Buy

pg 45-82



### SKUs

pg 83-92



### Warranty

pg 93-96


*\*For details, please see the Care & Cleaning Guide available at [trex.com/care](https://www.trex.com/care) and the Railing Limited Warranty on Page 93-96.*





## FIND YOUR LOOK

Discover what will work best for your project.



## CUSTOMIZE THE DESIGN

Personalize your ultimate outdoor space.




## KEEP THINGS SIMPLE

Learn how to DIY the easier way.



## EXPLORE YOUR OPTIONS

Dive into the Trex® railing lineup.







Trex Signature® Mesh Railing



FIND A BUILDER



ORDERING HELP



DESIGN HELP

HOME







Metal Railings pg 19 ↑↓



Composite Railings pg 25 ↑

## THE NEW HOTSPOT FOR ALL OF YOUR CLOSEST FRIENDS

Ideal for big-time celebrations, relaxing with your closest buds, and everything in between.



## QUALITY THAT HOLDS UP


Your family can rely on these railings with the same safe, sturdy, and sustainable reputation as Trex's best-in-class decks.



Explore our full range of timeless styles and durable materials to find the ideal fit for your project.



SPECIALTY RAILINGS



**Trex Signature® X-Series™ Frameless Glass Railing**  
COLOR: ●  
PRICE: \$\$\$\$  
RESIDENTIAL LIMITED WARRANTY: 50 YEARS



**Trex Signature® Glass Railing**  
COLOR: ●○  
PRICE: \$\$\$\$  
RESIDENTIAL LIMITED WARRANTY: 50 YEARS  
CUSTOMIZATIONS: ⒻⒼ

- ALTERNATE POST OPTION
- 4X4 ALUMINUM POST SLEEVE (BK, BB)
  - 4X4 COMPOSITE POST SLEEVE (VL, BK, WT, RS)
  - 6X6 COMPOSITE POST SLEEVE (WT)

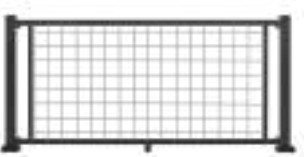


**Trex Signature® X-Series™ Cable Railing**  
COLOR: ●  
PRICE: \$\$\$\$  
RESIDENTIAL LIMITED WARRANTY: 50 YEARS  
CABLE INFILL RESIDENTIAL LIMITED WARRANTY: 10 YEARS  
CUSTOMIZATIONS: Ⓕ




**Trex Signature® Rod Rail**  
COLOR: ●  
PRICE: \$\$\$\$  
RESIDENTIAL LIMITED WARRANTY: 50 YEARS  
CUSTOMIZATIONS: ⒻⒼⒼⒼⒼ

- ALTERNATE POST OPTION
- 4X4 ALUMINUM POST SLEEVE (BK, BB)
  - 4X4 COMPOSITE POST SLEEVE (VL, BK, WT, RS)
  - 6X6 COMPOSITE POST SLEEVE (WT)



**Trex Signature® Mesh Railing**  
COLOR: ●●  
PRICE: \$\$\$\$  
RESIDENTIAL LIMITED WARRANTY: 50 YEARS  
CUSTOMIZATIONS: ⒻⒼⒼⒼⒼⒼⒼ


- ALTERNATE POST OPTION
- 4X4 ALUMINUM POST SLEEVE (BK, BB)
  - 4X4 COMPOSITE POST (VL, BK, WT, RS)
  - 6X6 COMPOSITE POST SLEEVE (WT)



**Trex Select™ Mesh Railing**  
COLOR: ●  
PRICE: \$\$\$  
RAIL KIT RESIDENTIAL LIMITED WARRANTY: 25 YEARS  
MESH INFILL RESIDENTIAL LIMITED WARRANTY: 15 YEARS  
CUSTOMIZATIONS: ⒻⒼⒼⒼⒼ


- ALTERNATE POST OPTION
- 4X4 ALUMINUM POST SLEEVE (BK, BB)
  - 4X4 COMPOSITE POST SLEEVE (VL, BK, WT, RS)
  - 6X6 COMPOSITE POST SLEEVE (WT)

METAL RAILINGS WITH VERTICAL BALUSTERS




**Trex Signature® Aluminum Railing**  
COLORS: ●○●  
PRICE: \$\$\$  
RESIDENTIAL LIMITED WARRANTY: 50 YEARS  
CUSTOMIZATIONS: ⒻⒼⒼⒼⒼⒼⒼ

- ALTERNATE POST OPTION
- 4X4 ALUMINUM POST SLEEVE (BK, BB)
  - 4X4 COMPOSITE POST SLEEVE (VL, BK, WT, RS)
  - 6X6 COMPOSITE POST SLEEVE (WT)



**Trex Select™ Aluminum Railing**  
COLORS: ●●  
PRICE: \$\$  
RESIDENTIAL LIMITED WARRANTY: 25 YEARS  
CUSTOMIZATIONS: ⒻⒼⒼⒼⒼⒼⒼ


- ALTERNATE POST OPTION
- 4X4 ALUMINUM POST SLEEVE (BK, BB)
  - 4X4 COMPOSITE POST SLEEVE (VL, BK, WT, RS)
  - 6X6 COMPOSITE POST SLEEVE (WT)
  - 4X4 ALL-IN-ONE POST KIT (WT)



**Trex Enhance™ Steel Railing**  
COLORS: ●  
PRICE: \$  
RESIDENTIAL LIMITED WARRANTY: 15 YEARS  
CUSTOMIZATIONS: ⒼⒼⒼⒼⒼⒼ

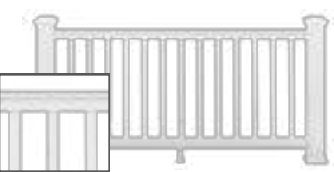
- ALTERNATE POST OPTION
- 4X4 COMPOSITE POST SLEEVE (VL, BK, WT, RS)
  - 6X6 COMPOSITE POST SLEEVE (WT)
  - 4X4 ALL-IN-ONE POST KIT (WT)
- ADA AVAILABLE WITH ALTERNATIVE POST OPTIONS

COMPOSITE RAILINGS WITH VERTICAL BALUSTERS




**Trex® Transcend® Railing with Square Composite Balusters**  
RAILING COLORS: ●○●●  
BALUSTER COLORS: ●○●●  
PRICE: \$\$\$  
RESIDENTIAL LIMITED WARRANTY: 35 YEARS  
CUSTOMIZATIONS: ⒻⒼⒼⒼⒼⒼⒼ

- ALTERNATE POST OPTION
- 4X4 ALUMINUM POST SLEEVE (BK, BB)
  - 6X6 COMPOSITE POST SLEEVE (WT)



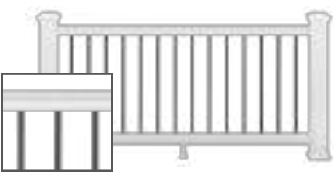
**Trex Select® T-Rail with Square Composite Balusters**  
RAILING COLORS: ○  
BALUSTER COLORS: ○  
PRICE: \$\$  
RESIDENTIAL LIMITED WARRANTY: 25 YEARS  
CUSTOMIZATIONS: ⒻⒼⒼⒼⒼⒼⒼ

- ALTERNATE POST OPTION
- 6X6 COMPOSITE POST SLEEVE (WT)
  - 4X4 ALL-IN-ONE POST KIT (WT)



**Trex® Transcend® Railing with Round Aluminum Balusters**  
RAILING COLORS: ●○●●  
BALUSTER COLORS: ●  
PRICE: \$\$\$  
RESIDENTIAL LIMITED WARRANTY: 35 YEARS  
CUSTOMIZATIONS: ⒻⒼⒼⒼⒼⒼⒼ

- ALTERNATE POST OPTION
- 4X4 ALUMINUM POST SLEEVE (BK, BB)
  - 6X6 COMPOSITE POST SLEEVE (WT)



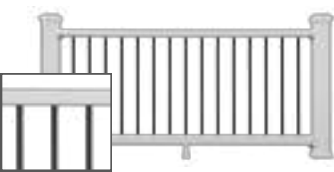
**Trex Select® T-Rail with Round Aluminum Balusters**  
RAILING COLOR: ○  
BALUSTER COLOR: ●  
PRICE: \$\$  
RESIDENTIAL LIMITED WARRANTY: 25 YEARS  
CUSTOMIZATIONS: ⒻⒼⒼⒼⒼⒼⒼ

- ALTERNATE POST OPTION
- 6X6 COMPOSITE POST SLEEVE (WT)
  - 4X4 ALL-IN-ONE POST KIT (WT)



**Trex Select® Classic Railing with Round Aluminum Balusters**  
RAILING COLORS: ○●  
BALUSTER COLOR: ●  
PRICE: \$\$  
RESIDENTIAL LIMITED WARRANTY: 25 YEARS  
CUSTOMIZATIONS: ⒻⒼⒼⒼⒼⒼⒼ

- ALTERNATE POST OPTION
- 6X6 COMPOSITE POST SLEEVE (WT)
  - 4X4 ALL-IN-ONE POST KIT (WT)



**Trex® Enhance® Composite Railing with Round Aluminum Balusters**  
RAILING COLORS: ●○●●  
BALUSTER COLOR: ●  
PRICE: \$  
RESIDENTIAL LIMITED WARRANTY: 25 YEARS  
CUSTOMIZATIONS: ⒻⒼⒼⒼⒼⒼⒼ

\*AVAILABLE AT HOME CENTERS

- ALTERNATE POST OPTION
- 6X6 COMPOSITE POST SLEEVE (WT)
  - 4X4 ALL-IN-ONE POST KIT (WT)






Trex Signature® Mesh Railing



# Trex Signature® X-Series™ Frameless Glass Railing

Streamlined design and totally unobstructed views.



Posts
CHARCOAL BLACK
Infill
LAMINATED GLASS PANEL

Trex® glass infills sold separately at [glass.trex.com](https://glass.trex.com), only available in 6 ft spans.  
Not for use on stairs.

# Trex Signature® Glass Railing

Put your view front and center with elegant, tempered glass infill.



Rails	
CHARCOAL BLACK	CLASSIC WHITE
Infill	
LAMINATED GLASS PANEL	

- ALTERNATE POST OPTION
- 4X4 ALUMINUM POST SLEEVE (BB, BK)
  - 4X4 COMPOSITE POST SLEEVE (VL, BK, WT, RS)
  - 6X6 COMPOSITE POST SLEEVE (WT)
- MORE LIGHTING AVAILABLE WITH ALTERNATIVE POST OPTIONS

CUSTOMIZATIONS

 ALUMINUM POST CAP LIGHT

 WEDGE LIGHT

 ADA




# Trex Signature® X-Series™ Cable Railing

Stainless steel cables offer a sleek, modern look with minimal maintenance.



\$\$\$\$\$  
PRICE



## Posts & Rails

CHARCOAL BLACK

## Infill

STAINLESS STEEL CABLES

CUSTOMIZATIONS



STAIRS



FIND A BUILDER



ORDERING HELP




DESIGN HELP

# Trex Signature® Rod Rail

Take things in a new direction with this modern, horizontal rod railing.



\$\$\$\$  
PRICE



## Rails & Infill

CHARCOAL BLACK

ALTERNATE POST OPTION

- 4X4 ALUMINUM POST SLEEVE (BK, BB)
- 4X4 COMPOSITE POST SLEEVE (VL, BK, WT, RS)
- 6X6 COMPOSITE POST SLEEVE (WT)

MORE LIGHTING AVAILABLE WITH ALTERNATIVE POST OPTIONS

CUSTOMIZATIONS



COCKTAIL RAIL



ALUMINUM POST CAP LIGHT



WEDGE LIGHT



ADA



STAIRS

HOME






# Trex Signature® Mesh Railing

Stainless steel crosshatch adds a subtle industrial flair to your space.



\$\$\$\$  
PRICE



Rails

CHARCOAL BLACK

BRONZE

Infill

STAINLESS STEEL MESH

- ALTERNATE POST OPTION
- 4X4 ALUMINUM POST SLEEVE (BK, BB)
  - 4X4 COMPOSITE POST SLEEVE (VL, BK, WT, RS)
  - 6X6 COMPOSITE POST SLEEVE (WT)

MORE LIGHTING AVAILABLE WITH ALTERNATIVE POST OPTIONS

CUSTOMIZATIONS

- COCKTAIL RAIL
- DECK RAIL LIGHT
- ADA
- CURVE
- STAIRS



FIND A BUILDER



ORDERING HELP




DESIGN HELP

# Trex Select™ Mesh Railing

Offers rustic charm and long-lasting durability, thanks to the strong steel infill.



\$\$\$  
PRICE



Posts & Rails

CHARCOAL BLACK

Infill

BLACK STEEL MESH

- ALTERNATE POST OPTION
- 4X4 ALUMINUM POST SLEEVE (BK, BB)
  - 4X4 COMPOSITE POST SLEEVE (VL, BK, WT, RS)
  - 6X6 COMPOSITE POST SLEEVE (WT)

MORE LIGHTING AVAILABLE WITH ALTERNATIVE POST OPTIONS

CUSTOMIZATIONS

- COMPOSITE POST CAP LIGHT
- DECK RAIL LIGHT
- SOLAR POST CAP LIGHT
- ADA
- STAIRS

HOME







Trex Signature® Aluminum Railing



FIND A BUILDER



ORDERING HELP



DESIGN HELP

HOME






# Trex Signature® Aluminum Railing

Refined style meets top-tier durability, with plenty of customization options.



# Trex Select™ Aluminum Railing

A simplistic style that can complement any outdoor space at an affordable price.



Rails & Balusters

CHARCOAL BLACK

CLASSIC WHITE    BRONZE

ALTERNATE POST OPTION

- 4X4 ALUMINUM POST SLEEVE (BK, BB)
- 4X4 COMPOSITE POST SLEEVE (VL, BK, WT, RS)
- 6X6 COMPOSITE POST SLEEVE (WT)

MORE LIGHTING AVAILABLE WITH ALTERNATIVE POST OPTIONS

CUSTOMIZATIONS

COCKTAIL RAIL

ALUMINUM POST CAP LIGHT

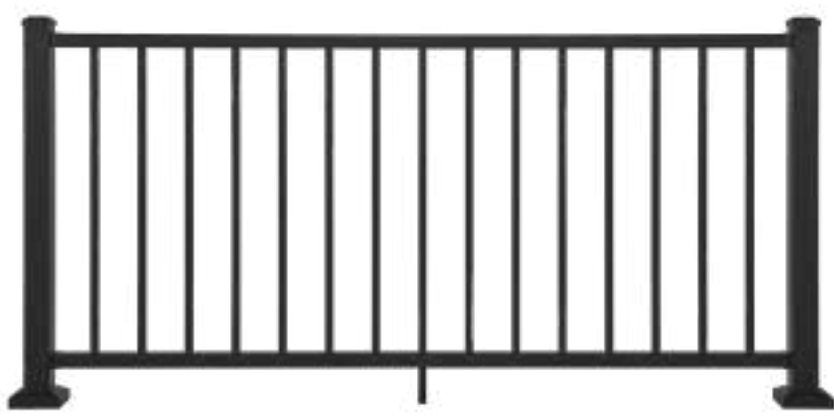
WEDGE LIGHT

ADA

CURVE

STAIRS

Order Trex Signature® curved railing at [trex.com/products/railing/signature/curved](https://trex.com/products/railing/signature/curved)



Rails & Balusters

CHARCOAL BLACK    BURNISHED BRONZE

ALTERNATE POST OPTION

- 4X4 ALUMINUM POST SLEEVE (BK, BB)
- 4X4 COMPOSITE POST SLEEVE (VL, BK, WT, RS)
- 6X6 COMPOSITE POST SLEEVE (WT)
- 4X4 ALL-IN-ONE POST KIT (WT)

MORE LIGHTING AVAILABLE WITH ALTERNATIVE POST OPTIONS

CUSTOMIZATIONS

COCKTAIL RAIL

ALUMINUM POST CAP LIGHT

WEDGE LIGHT

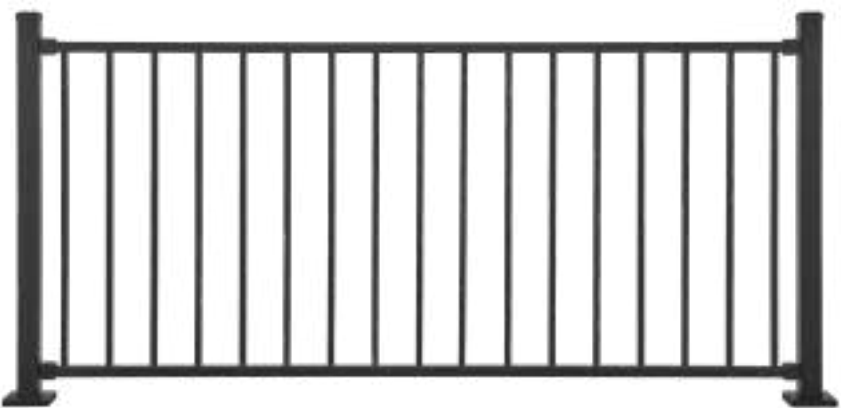
ADA

STAIRS



# Trex Enhance™ Steel Railing

Our entry-level steel railing delivers functional design at a budget-friendly cost.



**Rails & Balusters**

CHARCOAL BLACK

ALTERNATE POST OPTION

- 4X4 COMPOSITE POST SLEEVE (VL, BK, WT, RS)
- 6X6 COMPOSITE POST SLEEVE (WT)
- 4X4 ALL-IN-ONE POST KIT (WT)

LIGHTING AVAILABLE WITH ALTERNATIVE POST OPTIONS

ADA AVAILABLE WITH ALTERNATIVE POST OPTIONS

CUSTOMIZATIONS

 COCKTAIL RAIL

 ADA

 STAIRS

 FIND A BUILDER

 ORDERING HELP

 DESIGN HELP




Outfit your outdoor escape with sleek, long-lasting metal railings that easily work with nearly any design aesthetic.

Trex Signature® Aluminum Railing [pg 21 ↑](#)  
Cocktail Rail customization [pg 85, 90, 91 ↓](#)

**SAFE. STURDY. STUNNING.**

Each metal railing is built with timeless looks and durability you can lean on for the long haul.



Trex Signature® Aluminum Railing [pg 21 ↑](#)



**CUSTOMIZE YOUR RAILING**

Going from vision to reality is surprisingly simple with our lineup of convenient customization options.





Trex Select® Railing



FIND A BUILDER



ORDERING HELP



DESIGN HELP

HOME





# Trex® Transcend® Railing with Square Composite Balusters

Mix and match to the max. The ultimate flexibility for your perfect railing look.



Rails	
CLASSIC WHITE	ROPE SWING
CHARCOAL BLACK	VINTAGE LANTERN

Balusters	
CLASSIC WHITE	ROPE SWING
CHARCOAL BLACK	VINTAGE LANTERN

ALTERNATE POST OPTION

- 4X4 ALUMINUM POST SLEEVE (BK, BB)
- 6X6 COMPOSITE POST SLEEVE (WT)

CUSTOMIZATIONS

COCKTAIL RAIL

DECK RAIL LIGHT

COMPOSITE POST CAP LIGHT

SOLAR POST CAP LIGHT

WEDGE LIGHT


ADA

CURVE

STAIRS

# Trex Select® T-Rail with Square Composite Balusters

An enduring, dynamic shape that'll match your taste to a T.



Rails & Balusters
CLASSIC WHITE
ALTERNATE POST OPTION
• 6X6 COMPOSITE POST SLEEVE (WT)
• 4X4 ALL-IN-ONE POST KIT (WT)

CUSTOMIZATIONS

DECK RAIL LIGHT

COMPOSITE POST CAP LIGHT

SOLAR POST CAP LIGHT

WEDGE LIGHT

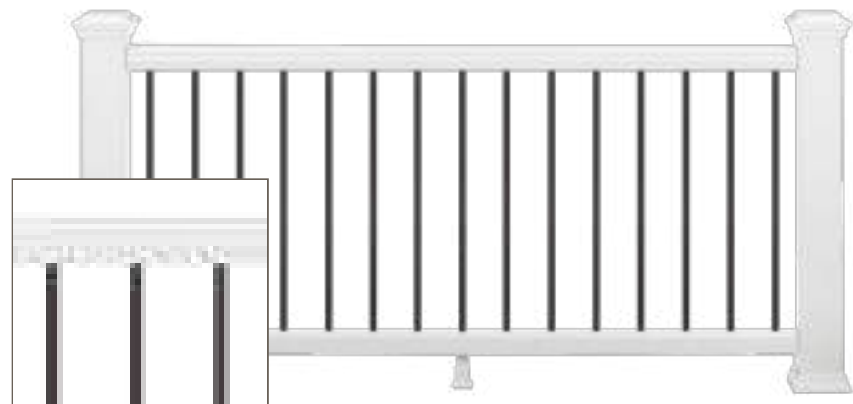
ADA

STAIRS



# Trex® Transcend® Railing with Round Aluminum Balusters

Safe and sturdy. All you'll have to worry about is keeping the cooler stocked.



Rails	
CLASSIC WHITE	ROPE SWING
CHARCOAL BLACK	VINTAGE LANTERN
Balusters	
CHARCOAL BLACK	
ALTERNATE POST OPTION <ul style="list-style-type: none"><li>• 4X4 ALUMINUM POST SLEEVE (BK, BB)</li><li>• 6X6 COMPOSITE POST SLEEVE</li></ul>	

CUSTOMIZATIONS

COCKTAIL RAIL

DECK RAIL LIGHT

COMPOSITE POST CAP LIGHT

SOLAR POST CAP LIGHT

WEDGE LIGHT

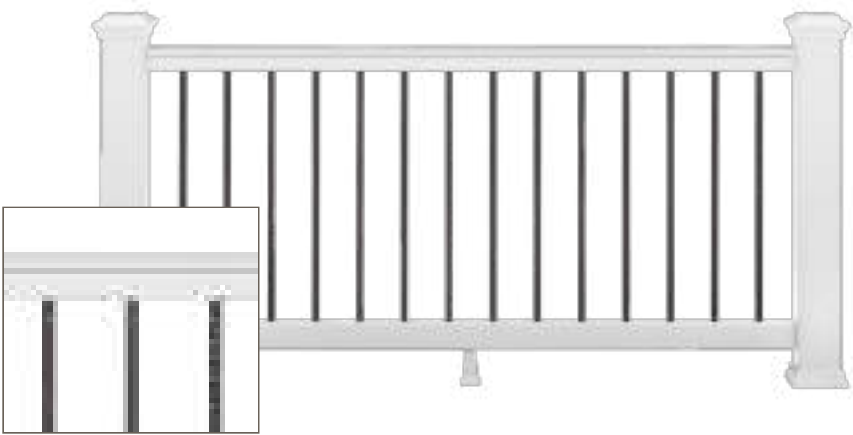

ADA

CURVE

STAIRS

# Trex Select® T-Rail with Round Aluminum Balusters

From cookouts to quiet nights under the stars, best-in-class quality you can rely on.



Rails
CLASSIC WHITE
Balusters
CHARCOAL BLACK
ALTERNATE POST OPTION <ul style="list-style-type: none"><li>• 6X6 COMPOSITE POST SLEEVE (WT)</li><li>• 4X4 ALL-IN-ONE POST KIT (WT)</li></ul>

CUSTOMIZATIONS

DECK RAIL LIGHT

WEDGE LIGHT

COMPOSITE POST CAP LIGHT

SOLAR POST CAP LIGHT

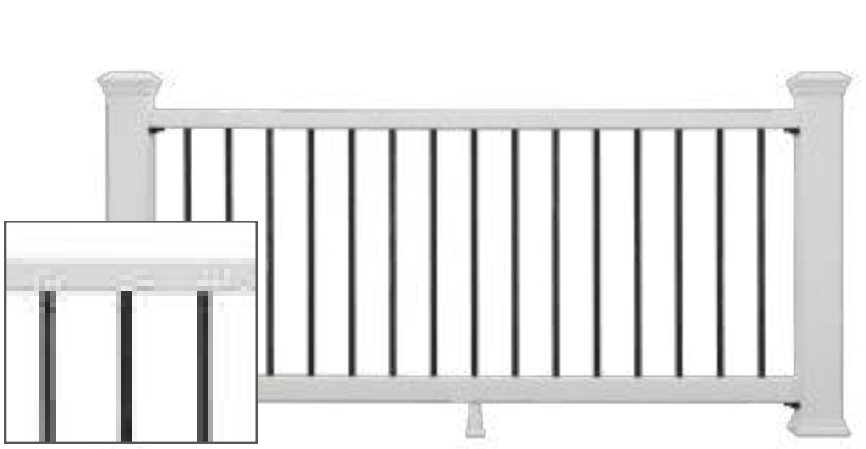

ADA

STAIRS



# Trex Select® Classic Railing with Round Aluminum Balusters

A time-tested, high-performing look for every space and budget.



Rails

CHARCOAL BLACK

CLASSIC WHITE

Balusters

CHARCOAL BLACK

ALTERNATE POST OPTION

- 6X6 COMPOSITE POST SLEEVE (WT)
- 4X4 ALL-IN-ONE POST KIT (WT)

CUSTOMIZATIONS

COCKTAIL RAIL

COMPOSITE POST CAP LIGHT

SOLAR POST CAP LIGHT

WEDGE LIGHT

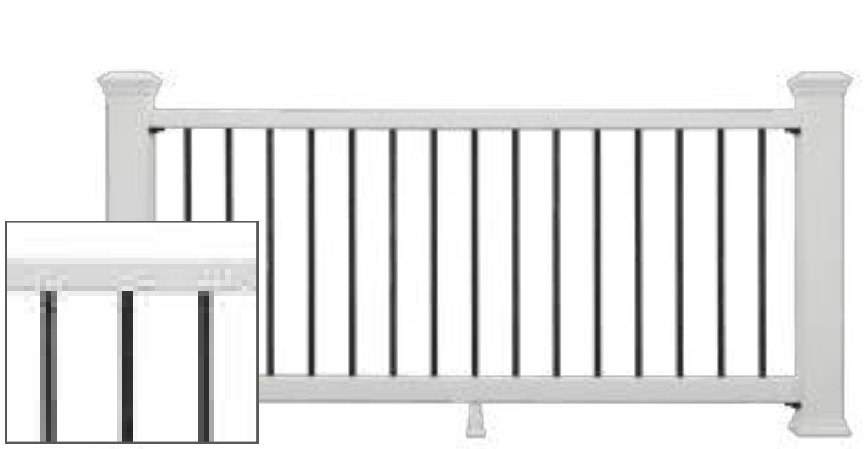
DECK RAIL LIGHT

ADA

STAIRS

# Trex® Enhance® Composite Railing with Round Aluminum Balusters

A distinct look that serves up style and durability no matter your aesthetic leanings.



Rails

CLASSIC WHITE

SADDLE

CHARCOAL BLACK

VINTAGE LANTERN

Balusters

CHARCOAL BLACK

ALTERNATE POST OPTION

- 6X6 COMPOSITE POST SLEEVE (WT)
- 4X4 ALL-IN-ONE POST KIT (WT)

CUSTOMIZATIONS

COCKTAIL RAIL

COMPOSITE POST CAP LIGHT

SOLAR POST CAP LIGHT

WEDGE LIGHT

DECK RAIL LIGHT

ADA

STAIRS

Only available at home centers.



Get to the know the long-lasting materials behind our designs.



*\*For details, please see the [Care & Cleaning Guide](#) available at [trex.com/care](#) and the [Railing Limited Warranty](#) on Page 93-96.*



# Railing Anatomy

RAILING POST

Vertical supports that secure rails in place. Durable, stylish options for modern or traditional designs with lasting safety and beauty.

GLASS INFILL

Clear panels offer unobstructed views, preserve sightlines, and enhance illumination with a sleek, elegant touch.

BALUSTERS

Ensures your rail's safety and sturdiness. Available in pre-assembled panels for compatible rails, for a hassle-free installation.

CABLE INFILL

Sleek stainless-steel cables provide open views, and a modern, minimalist aesthetic with a hassle-free install.

TOP & BOTTOM RAILS

Supports the infill and frames the system. Durable and stylish for a balanced, cohesive design.

MESH INFILL

Structural mesh adds texture, security, and airflow with an industrial look and durable design.

FOOT BLOCK

Foot blocks reinforce your rail. Required for certain rail sections.

GLASS PANEL

Expand your horizons with these strong, easy-to-install panels designed especially for Trex railings.

POST SKIRT

Conceals gaps at post bases for a seamless look. Decorative and simple to install for a polished finish.

COMPOSITE POST SLEEVE

Durable covers protect wood posts from weather while enhancing style with low-maintenance and easy installation.

ROD RAIL INFILL

The horizontal rail provides support and frames the system.

POST CAP

Protects posts from weather and adds elegance, blending form and function seamlessly for composite railings.

COCKTAIL RAIL

Adds a convenient surface to your deck for drinks, plates, towels, potted plants, and more.



FIND A BUILDER



ORDERING HELP



DESIGN HELP

HOME





# COCKTAIL RAIL

Cocktail rails give you plenty of extra space for drinks and snacks. We'll cheers to that!



# LIGHTING

Add extra brilliance to your dream design with our efficient outdoor deck lighting.



# ALUMINUM GATES

A safe, strong, and accessible addition.



# ADA HANDRAILS

Seamlessly blend in with most railing options.



# CURVED RAILINGS

Match the exact shape of your deck.



FIND A BUILDER



ORDERING HELP



DESIGN HELP

HOME






Trex Signature® Rod Rail

# Lean On The Experts

We have the tools to get you the help you need.



GET INSPIRATION



FIND A BUILDER



CURATE YOUR LOOK

You have an idea you want to bring to life.  
Now how do you want to get it done?



Read on for our DIY resources



FIND A BUILDER



ORDERING HELP



DESIGN HELP

HOME





The do-it-yourself approach doesn’t mean doing it alone. These kits and tools lighten your workload.



COLOR SELECTOR



COST CALCULATOR



DECKING COMPARISON



DECK DESIGNER



AR VISUALIZER



FIND A BUILDER



ORDERING HELP



DESIGN HELP

# Trex Deck Designer

Discover endless inspiration with our Trex Deck Designer. Compare materials, play with colors, and create a deck that's uniquely yours.



# Trex Academy

Get our free expertise, tutorial videos, and pro tips for your project.

# Railing Templates

A reusable guide for simplified bracket placement.



# Pre-Assembled Panels

Save time and effort with pieces that show up ready-made.



# Railing Kits

The one-box solution for nearly all of your rail needs.



HOME





Quickly jump to the railing you’ve chosen:

You’re almost ready! Before ordering your railing components, be sure you’ve made the following important decisions:

Chosen the style of railing that works best for you pg 9 - 36

Picked customizations and add-ons to take your railing to the next level pg 37 - 38

Considered how you plan to use your outdoor space

Made sure your choices work with your budget

Used our helpful planning tools to map out your project pg 41 - 42

Checked your local building codes

*All set? The next part of this guide will take you step-by-step through the ordering process.*



FIND A BUILDER



ORDERING HELP



DESIGN HELP

HOME





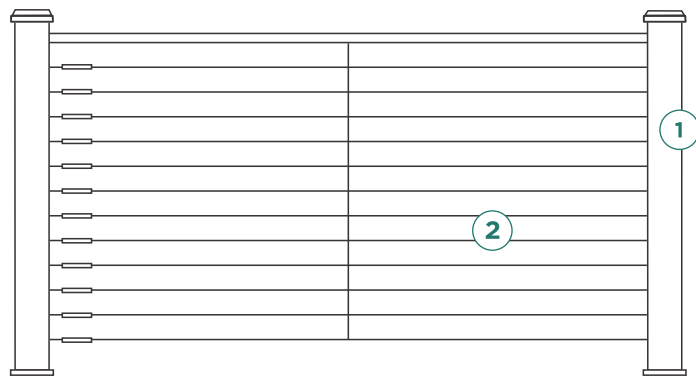


Trex Signature® X-Series™  
Cable Railing

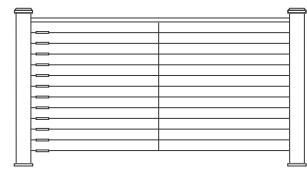


# Product Options

Versatile X-Series™ Post can be configured to accommodate cable or frameless glass infill.



CABLE INFILL



COLOR:




1 2

1 X-SERIES™ POST

2 CABLE RAIL KIT



GLASS INFILL



COLOR:



1 2 3

1 X-SERIES™ POST

2 FRAMELESS GLASS INFILL KIT

3 LAMINATED GLASS PANEL

## 1 X-SERIES™ POST

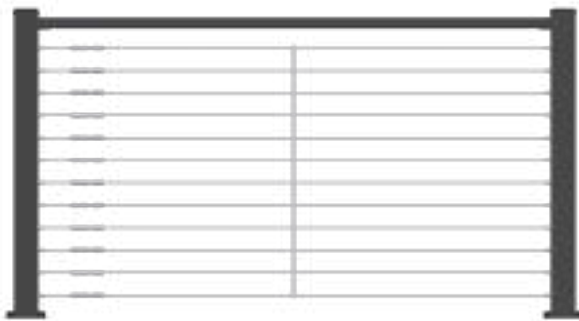


Can be used as an end, line and corner post.

Heights  
37", 43", 53"

Applications  
Horizontal, Stair

## 2 CABLE RAIL KIT




Heights  
36", 42"  
36", 42"

Lengths  
6', 12', 18'  
6'

Applications  
Horizontal  
Stair



## 2 FRAMELESS GLASS INFILL KIT



Heights  
All (Cut to Length)

Applications  
Horizontal



Additional Specs  
36" (914 mm) high rail: 1/2" x 33" x 73.125" max. (12.7 mm x 838 mm x 1857 mm)  
42" (1067 mm) high rail: 1/2" x 39" x 73.125" max. (12.7 mm x 991 mm x 1857 mm)

\*SGP interlayer is recommended for laminated glass.

XX = COLOR PREFIX

BK Charcoal Black

PLEASE REFER TO SKU PAGES FOR ACTUAL DIMENSIONS.



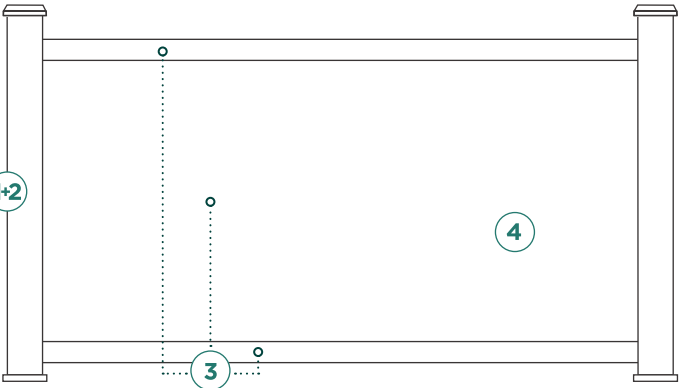


Trex Signature<sup>®</sup>  
Aluminum Railing



LOOK A:  
*Aluminum Posts*

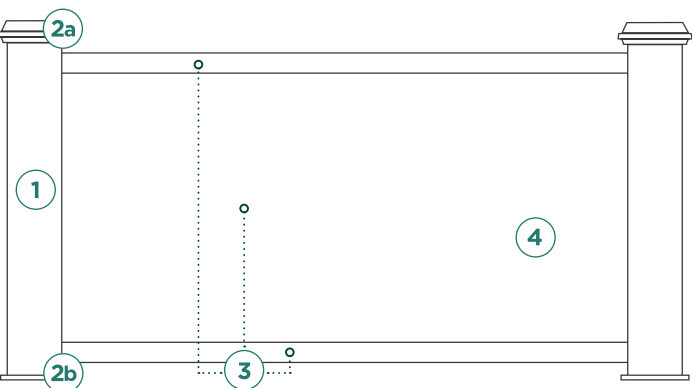
Keep it consistent with aluminum posts and rails, available in three powder-coated colors.



- 1+2 ALUMINUM POST + CAP & SKIRT
- 3 RAIL KIT: TOP RAIL, BOTTOM RAIL, INFILL
- 4 GLASS OR MESH INFILL PANEL

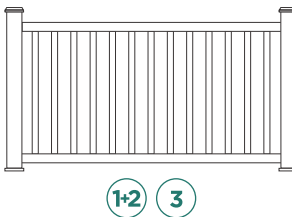
LOOK B:  
*Composite Post Sleeve*

Create a mixed materials look with Trex® Post Components and aluminum rails. The addition of composite allows for even more color combinations.



- 1 POST SLEEVE
- 2a POST SLEEVE CAP
- 2b POST SLEEVE SKIRT
- 3 RAIL KIT: TOP RAIL, BOTTOM RAIL, INFILL
- 4 GLASS OR MESH INFILL PANEL

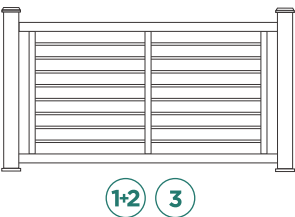
ALUMINUM RAILING



COLORS:

WT BZ BK

ROD RAIL




COLOR COMBINATIONS:

BK BK

First color denotes rails; second color denotes infill.


ALUMINUM RAILING



COLORS:

WT BZ BK

ROD RAIL



COLOR COMBINATIONS:

BK BK

First color denotes rails; second color denotes infill.

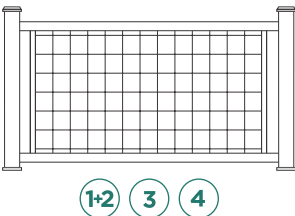
GLASS RAILING



COLORS:

WT BK

MESH RAILING




COLORS:

BZ BK

Mesh is 316 mill-finish stainless steel.

SS


GLASS RAILING



COLORS:

WT BK

MESH RAILING



COLORS:

BZ BK

Mesh is 316 mill-finish stainless steel.

SS



Product Options

LOOK A:  
Continue with  
Step 1+2 to pick your  
aluminum posts.



LOOK B:  
Jump to Steps 1, 2a  
and 2b (pg 55) to pick your  
composite post sleeves.



STEP 1+2: PICK AN ALUMINUM POST STYLE

1+2

**ALUMINUM POST**

Use for a traditional aluminum post look.

Heights	Applications			
37", 43", 53"	Horizontal, Stair	WT	BZ	BK

1+2

**ALUMINUM CROSSOVER POST**

Use for a continuously graspable top rail.

Heights	Application			
36", 42"	Horizontal*	WT	BZ	BK

\*Stair crossover applications can only be achieved with the use of a swivel crossover bracket.  
See page 85 (item# XX25RCSWSCBK TAL).

1+2

**ALUMINUM JOIST MOUNT POST**

Use with steel deck framing or wood framing.

Height	Application			
63"	Horizontal	WT	BZ	BK

1+2

**ALUMINUM POST WITH PREMOUNTED BRACKETS**

Use for simple and quick post applications.

Heights	Application	Brackets	
37", 43"	Horizontal	Line, End, Corner	BK

SIMPLIFY STEP 3  
by choosing assembled square baluster  
panels, shown on page 84.



XX = COLOR PREFIX  
WT Classic White  
BK Charcoal Black  
BZ Bronze

PLEASE REFER TO SKU PAGES FOR ACTUAL DIMENSIONS.




STEPS 1, 2A, 2B: PICK A COMPOSITE POST STYLE

1

**POST SLEEVE & CAP**

Each 4" x 4" and 6" x 6" post sleeve fits over a 4" x 4" pressure treated post or equivalent post mount.

6" x 6" width only available in Classic White.



Heights	Widths
39", 108"	4" x 4", 6" x 6"

WT

BK

RS

VL

2a

**POST SLEEVE CAP**

6" x 6" width only available in Classic White.



Widths
4" x 4", 6" x 6"

WT

BK

RS

VL

DESIGN CHECK

Opt for a post cap light variation.  
Details on page 91.



2b

**POST SLEEVE SKIRT**

6" x 6" width only available in Classic White.  
4" x 4" is 2 piece and 6" x 6" is 1 piece.



Widths
4" x 4", 6" x 6"

WT

BK


RS


VL

STEP 3: GO WITH A RAIL KIT

3

**ALUMINUM RAIL & SQUARE BALUSTER KIT**





Heights	Lengths	Applications
36", 42"	6', 8'	Horizontal, Stair


WT


BZ

BK

3

**ALUMINUM RAIL & ROUND BALUSTER KIT**






Heights	Lengths	Applications
36", 42"	6', 8'	Horizontal, Stair

BK

3

**ASSEMBLED SQUARE BALUSTER PANEL**

Brackets sold separately, or use posts with pre-mounted brackets for the easiest and fastest installation.



Heights	Lengths	Applications
36", 42"	4*, 6', 8'	Horizontal, Stair

BK

\*4' length is only available in horizontal application.



3

ROD RAIL KIT



Heights	Lengths	Applications
36", 42"	6', 8'	Horizontal, Stair

First color denotes rails;  
second color denotes infill.



3

MESH RAIL KIT

Mesh infill sold separately. Continue to Step 4 to complete your build.



Heights	Lengths	Applications
36", 42"	6', 8'	Horizontal, Stair

BZ

BK

3

GLASS RAIL KIT

Glass infill sold separately. Continue to Step 4 to complete your build.



Length	Application
6'	Horizontal

WT

BK

STEP 4: MESH, CABLE & GLASS INFILL PANELS

4

MESH INFILL PANEL



Heights	Lengths	Applications
36", 42"	6', 8'	Horizontal, Stair

4

GLASS INFILL PANEL

Visit [glass.trex.com](https://glass.trex.com) to order custom glass panels to complete your build.



Additional Specs

36" (914 mm) high rail: 1/4" x 32-5/16" x 67" max. (6 mm x 821 mm x 1702 mm)  
42" (1067 mm) high rail: 1/4" x 38-5/16" x 67" max. (6 mm x 973 mm x 1702 mm)

Want an additional surface for drinks and more?

Add a cocktail rail using a solid core deck board. For installation, see cocktail rail bracket on page 85.

*Not compatible with Trex Signature Glass Railing.*



FIND A BUILDER



ORDERING HELP



DESIGN HELP

HOME







**Trex® Transcend® Railing with Round Aluminum Balusters**

TREX® TRANSCEND® RAILING

TRADITIONAL STYLE SIMPLIFIED:

## Railing Kits & Systems

A Transcend rail kit includes composite top and bottom rails and your choice of square composite or round aluminum balusters.



FEWER STEPS IN SELECTION  
AND ORDERING PROCESSES



RAILING COMPONENTRY  
ALL IN ONE BOX\*



PRE-DESIGNED IN OUR MOST  
POPULAR LOOKS

KIT 1:  
COMPOSITE RAIL & SQUARE  
COMPOSITE BALUSTERS



KIT 2:  
COMPOSITE RAIL & ROUND  
ALUMINUM BALUSTERS



KIT 3:  
COCKTAIL RAIL & ROUND  
ALUMINUM BALUSTER



A cocktail rail kit allows for a solid core decking board to be installed on top of a Universal top/bottom rail, creating the perfect flat surface for beverages and more.

Cocktail rail kits only available with rails in WT with round aluminum balusters in BK.

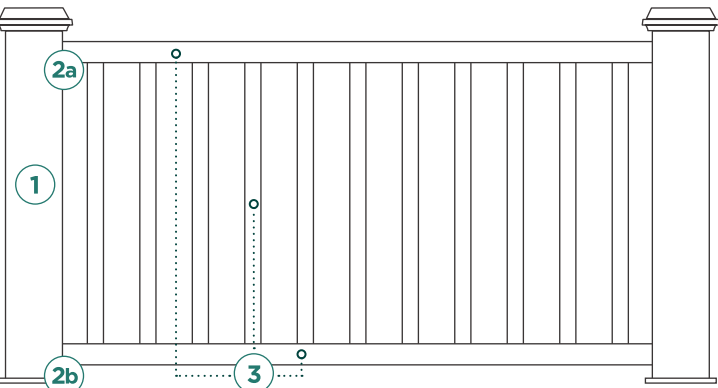
\*Post sleeve, cap and skirt sold separately.  
\*\*All deck boards sold separately.



LOOK A:

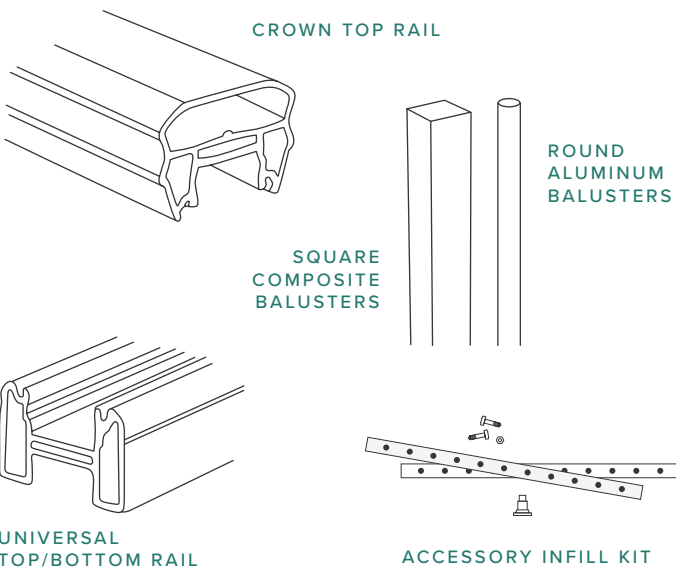
Rail Kit

Available in our most popular composite hues, a Transcend kit simplifies decision making.



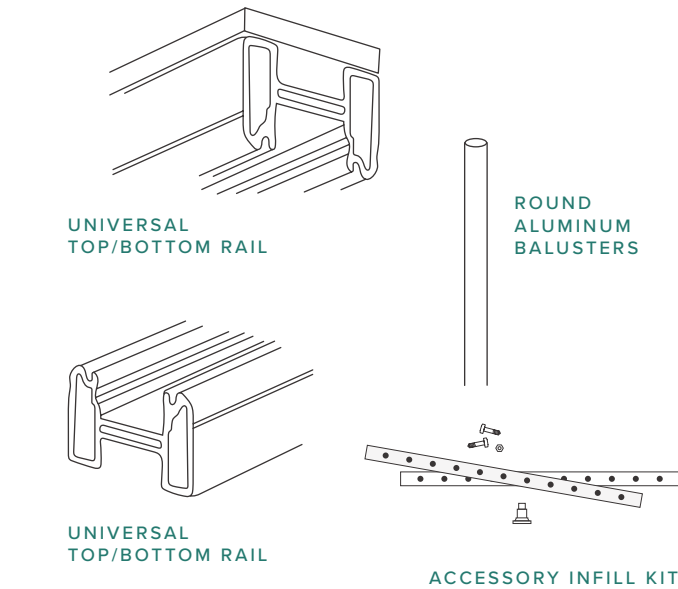
- 1 POST SLEEVE
- 2a POST SLEEVE CAP
- 2b POST SLEEVE SKIRT
- 3 RAIL KIT: TOP RAIL, BOTTOM RAIL, BALUSTERS

3 RAIL & BALUSTER KIT



- RAIL & BALUSTER KIT COLORS:
- |           |    |    |          |
|-----------|----|----|----------|
| WT        | BK | VL | BK       |
| Composite |    |    | Aluminum |

3 COCKTAIL RAIL & BALUSTER KIT

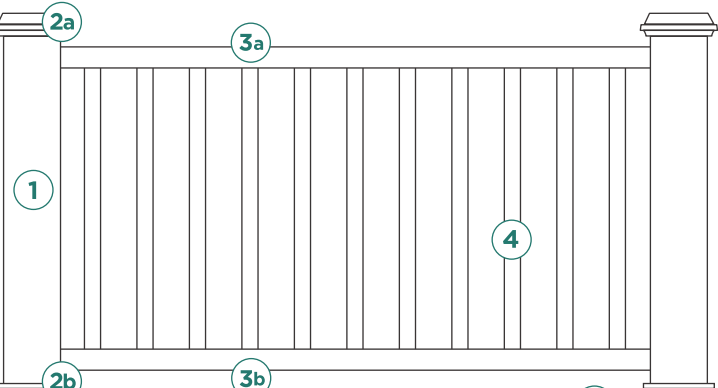


- COCKTAIL RAIL & BALUSTER KIT COLORS:
- |           |          |
|-----------|----------|
| WT        | BK       |
| Composite | Aluminum |

LOOK B:

Custom Build

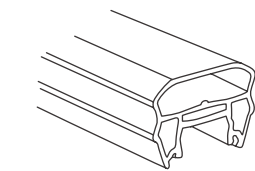
To choose from our full suite of colors and additional baluster options, go custom.



- 1 POST SLEEVE
- 2a POST SLEEVE CAP
- 2b POST SLEEVE SKIRT
- 3a TOP RAIL
- 3b BOTTOM RAIL
- 4 BALUSTERS
- 5 ACCESSORY INFILL KIT

3a

CROWN TOP RAIL



3b

UNIVERSAL TOP/BOTTOM RAIL




CUSTOM COLORS:

- |           |    |    |    |
|-----------|----|----|----|
| WT        | BK | RS | VL |
| Composite |    |    |    |

4

SQUARE COMPOSITE BALUSTERS



5

ACCESSORY INFILL KIT



- |          |    |    |
|----------|----|----|
| WT       | BZ | BK |
| Aluminum |    |    |

XX = COLOR PREFIX

- |    |                |    |                 |
|----|----------------|----|-----------------|
| WT | Classic White  | RS | Rope Swing      |
| BK | Charcoal Black | VL | Vintage Lantern |

BZ Bronze

PLEASE REFER TO SKU PAGES FOR ACTUAL DIMENSIONS.





Product Options

STEPS 1, 2A, 2B: PICK A POST STYLE

1

POST SLEEVE

Each 4" x 4" and 6" x 6" post sleeve fits over a 4" x 4" pressure treated post or equivalent post mount. 6" x 6" width only available in Classic White.

Heights	Widths
39", 108"	4" x 4", 6" x 6"



2a

POST SLEEVE CAP

6" x 6" width only available in Classic White.

Widths
4" x 4", 6" x 6"



DESIGN CHECK

Opt for a post cap light variation. Details on page 91.

2b

POST SLEEVE SKIRT

6" x 6" width only available in Classic White. 4" x 4" is 2 piece and 6" x 6" is 1 piece.

Widths
4" x 4", 6" x 6"



LOOK A:  
Simply continue with Step 3 to complete your kit look.



LOOK B:  
Jump to Steps 3a and 3b on the next page to build your custom look.



STEP 3: GO WITH A RAIL KIT

3

RAIL & SQUARE COMPOSITE BALUSTER KIT

Use for simplified, pre-designed rail applications.

Heights	Lengths	Applications
36", 42"	6', 8' (72", 96")	Horizontal, Stair



3

RAIL & ROUND ALUMINUM BALUSTER KIT

Use for simplified, pre-designed rail applications.

Heights	Lengths	Applications
36", 42"	6', 8' (72", 96")	Horizontal, Stair



3

COCKTAIL RAIL & ROUND ALUMINUM BALUSTER KIT

Use for simplified, pre-designed rail applications. Only solid core deck boards can be used for cocktail rail applications. Boards sold separately.

Heights	Lengths	Applications
36"	6', 8' (72", 96")	Horizontal, Stair



XX = COLOR PREFIX  
WT Classic White  
BK Charcoal Black  
RS Rope Swing  
VL Vintage Lantern


PLEASE REFER TO SKU PAGES FOR ACTUAL DIMENSIONS.



STEP 3A: PICK A TOP RAIL


3a

CROWN TOP RAIL



Lengths

6', 8'  
(72", 96")



WT

BK

RS

VL

3a

UNIVERSAL TOP/BOTTOM RAIL

Use for cocktail rail applications.



Lengths

6', 8'  
(72", 96")



WT

BK


RS

VL

STEP 3B: PICK A BOTTOM RAIL


3b

UNIVERSAL TOP/BOTTOM RAIL



Lengths

6', 8'  
(72", 96")



WT

BK


RS

VL

STEP 4: CHOOSE AN INFILL


4

SQUARE COMPOSITE BALUSTERS



Heights

36", 42"



WT


BK

RS

VL


4

ROUND ALUMINUM BALUSTERS



Heights

36", 42"



WT

BZ


BK

STEP 5: SELECT AN ACCESSORY INFILL KIT

5

SQUARE COMPOSITE BALUSTER INFILL KIT

Use this hardware to assemble a railing section consisting of square composite balusters.




Lengths

6', 8'

Applications

Horizontal, Stair



WT

BK


RS

VL

5

ROUND ALUMINUM BALUSTER INFILL KIT

Use this hardware to assemble a railing section consisting of round aluminum balusters.




Lengths

6', 8'

Applications

Horizontal, Stair



WT

BK

RS

VL



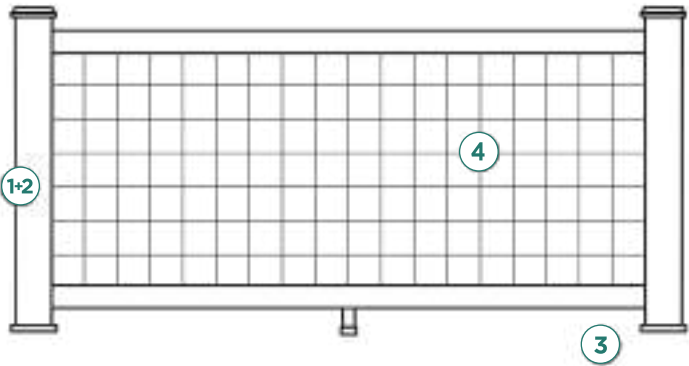


Trex Select Classic Railing with  
Round Aluminum Balusters



Select Mesh

A classic look for your outdoor space, with the added strength of secure steel infill.



- 1+2 POST + CAP & SKIRT
- 3 MESH RAIL KIT
- 4 MESH PANEL

Product Options

STEPS 1 + 2: PICK YOUR POST

- 1+2 ALL-IN-ONE POST SLEEVE KIT  
These will require the additional purchase of mounting hardware.  
Post cap and skirt included.  
Compatible with Composite Post Cap, Solar Post Cap and Deck Rail Light.



WT

- 1+2 4X4 COMPOSITE POST SLEEVE  
These will require the additional purchase of mounting hardware.  
Post cap and skirt sold separately.  
Compatible with Composite Post Cap, Solar Post Cap and Deck Rail Light.



WT BK RS VL

- 1+2 6X6 COMPOSITE POST SLEEVE  
Offers a unique look. These will require the additional purchase of mounting hardware.  
Post cap and skirt sold separately. Compatible with Deck Rail Light.



WT

STEP 3: PICK YOUR MESH RAIL KIT

These work for stair or horizontal applications.

- 3 TREX SELECT MESH KIT  
Mesh infill sold separately.



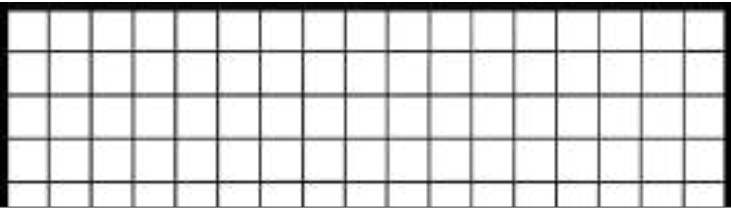
Heights	Lengths	Applications
36", 42"	6', 8'	Horizontal, Stair

BK

STEP 4: PICK YOUR PANEL

These work for stair or horizontal applications.

- 4 MESH INFILL PANEL



Actual Dimensions	Applications
36" x 72", 36" x 96", 60" x 72"	Horizontal, Stair

BK



FIND A BUILDER



ORDERING HELP



DESIGN HELP

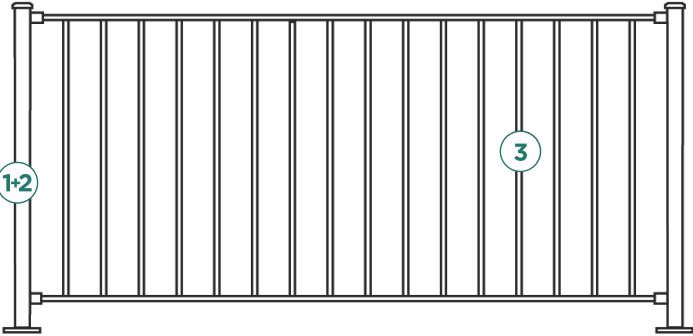
XX = COLOR PREFIX  
WT Classic White  
BK Charcoal Black  
RS Rope Swing  
VL Vintage Lantern

PLEASE REFER TO SKU PAGES FOR ACTUAL DIMENSIONS.



# Select Aluminum

Safe. Sturdy. Stunning. A simplistic style that can complement any outdoor space at an affordable price.



- 1+2 POST + CAP & SKIRT
- 3 PANEL

## Product Options

### STEPS 1 + 2: PICK AN ALUMINUM POST STYLE

1+2

TREX SELECT ALUMINUM POST WITH PREMOUNTED BRACKETS

This is perfect for horizontal applications with a 90 degree angle. Post cap and skirt included. Compatible with Post Cap Light and Wedge Light.

Heights	Applications
37", 43", 53"	Available as a corner, line or end post

- BB
- BK

1+2

2 ½ X 2 ½ TREX ALUMINUM POST WITHOUT PREMOUNTED BRACKETS

This is ideal for stairs and unique angles. These will require the additional purchase of mounting hardware. Post cap and skirt included. Compatible with Post Cap Light and Wedge Light.

Heights	Applications
37", 43", 53"	Available as a corner, line or end post



- BB
- BK

1+2

COMPOSITE POST SLEEVE

Offers a unique look. These will require the additional purchase of mounting hardware. Post cap and skirt sold separately. 6" x 6" width only available in Classic White.

Heights	Widths
39", 108"	4" x 4", 6" x 6"

WTBKRSVL

1+2

ALL-IN-ONE POST SLEEVE KIT

Offers a unique look. These will require the additional purchase of mounting hardware. Post Cap and skirt included. Compatible with Composite Post Cap. Solar Post Cap and Deck Rail Light.

WT

### STEP 3: PICK YOUR PANEL

If you opt for stairs or a blank post, order your mounting hardware separately.

3

PANEL

Heights	Lengths	Applications
36", 42"	6', 8'	Horizontal, Stair

BBBK

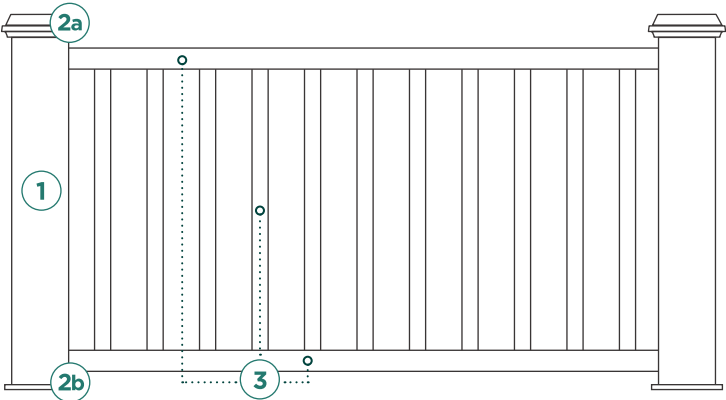
## Customize your railing for ample room for snacks and drinks:

Cocktail rails give you extra space—perfect for holding coffee, showcasing plants, and adding design-friendly details.



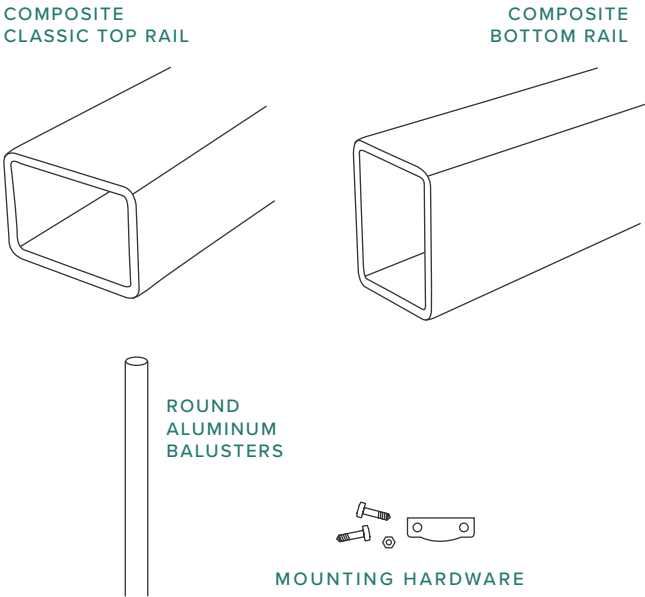
# The Standard Look

Trex Select® Classic and T-Rail offer two top rail looks in one neutral color—Classic White. Simply choose your preferred top rail design.



- 1 POST SLEEVE
- 2a POST SLEEVE CAP
- 2b POST SLEEVE SKIRT
- 3 RAIL KIT: TOP RAIL, BOTTOM RAIL, INFILL

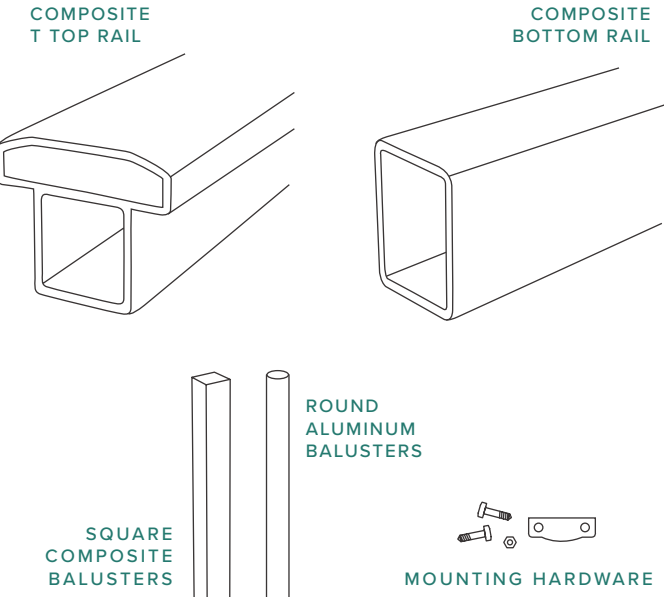
## 3 CLASSIC RAIL & BALUSTER KIT



CLASSIC RAIL & BALUSTER KIT COLORS:

WT	BK	BK
Composite	Aluminum	

## 3 T-RAIL & BALUSTER KIT



T-RAIL & BALUSTER KIT COLORS:

WT	BK
Composite	Aluminum

# Product Options

## STEPS 1, 2A, 2B: PICK YOUR POST

### 1 POST SLEEVE

Each 4" x 4" and 6" x 6" post sleeve fits over a 4" x 4" pressure treated post or equivalent post mount. 6" x 6" width only available in Classic White.

Heights	Widths
39", 108"	4" x 4", 6" x 6"



WT	BK	RS	VL
----	----	----	----

### 2a POST SLEEVE CAP

6" x 6" width only available in Classic White.

Widths
4" x 4", 6" x 6"



WT	BK	RS	VL
----	----	----	----

### 2b POST SLEEVE SKIRT

6" x 6" width only available in Classic White. 4" x 4" is 2 piece, 6" x 6" is 1 piece.


Widths
4" x 4", 6" x 6"



WT	BK	RS	VL
----	----	----	----

### 1+2 ALL-IN-ONE POST SLEEVE KIT

Simplify your deck design with the All-in-One Post Sleeve Kit. Includes a post sleeve, cap, and skirt in one box. Available in Classic White for a sleek, hassle-free railing solution.



WT

## DESIGN CHECK

Opt for a post cap light variation. Details on page 91.



XX = COLOR PREFIX

WT Classic White  
BK Charcoal Black  
RS Rope Swing  
VL Vintage Lantern



PLEASE REFER TO SKU PAGES FOR ACTUAL DIMENSIONS.



STEP 3: GO WITH A RAIL KIT

3

**CLASSIC RAIL & ROUND ALUMINUM BALUSTER KIT**  
Use for simplified, pre-designed rail applications.



Heights	Lengths	Applications
36", 42"	6', 8' (72", 96")	Horizontal, Stair

WT

BK

3

**T-RAIL & ROUND ALUMINUM BALUSTER KIT**  
Use for simplified, pre-designed rail applications.



Heights	Lengths	Applications
36", 42"	6', 8' (72", 96")	Horizontal, Stair

WT

3

**T-RAIL & SQUARE COMPOSITE BALUSTER KIT**  
Use for simplified, pre-designed rail applications.



Heights	Lengths	Applications
36", 42"	6', 8' (72", 96")	Horizontal, Stair

WT

XX = COLOR PREFIX

WT	Classic White
BK	Charcoal Black

PLEASE REFER TO SKU PAGES FOR ACTUAL DIMENSIONS.

Add brilliance and ambiance to your dream design with our impressive deck lighting.



Trex Signature® Mesh Railing pg 17 ↑  
Trex Signature® Glass Railing pg 14 ↓

DECK POST CAP LIGHTING

Powered by the sun, or discreetly tucked under the post cap, these lights add ambiance and safety to your outdoor space.



Trex® Outdoor Lighting pg 91 ↑



DECK RAILING LIGHTING

Illuminate your deck with these sleek lights for your railing system. Available in two understated shapes to seamlessly match your design.



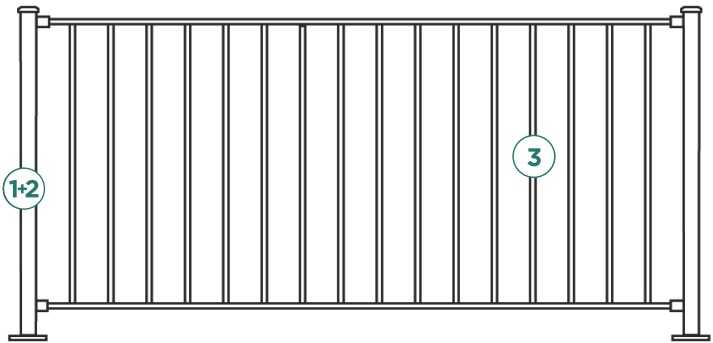


Trex<sup>™</sup> Enhance<sup>®</sup> Steel Railing

TREX ENHANCE<sup>™</sup> STEEL RAILING

Enhance Steel

Our entry-level steel railing delivers functional design at a budget-friendly cost.



1+2 POST + CAP & SKIRT

3 PANEL

Product Options

STEPS 1 + 2: PICK YOUR POST

If you opt for stairs or a blank post, order your mounting hardware separately.

1+2

2 X 2 TREX ENHANCE STEEL POST WITH PREMOUNTED BRACKETS

This is perfect for horizontal applications with a 90 degree angle. Available as a corner, line or end post. Post cap and skirt included. No lighting options.



Heights

37", 43", 53"

Applications

Available as a corner, line or end post

BK

1+2

TREX ENHANCE STEEL POST WITHOUT PREMOUNTED BRACKETS

This is ideal for stairs and unique angles. These will require the additional purchase of mounting hardware. Post cap and skirt included. No lighting options.



Heights

37", 43", 53"

Applications

Available as a corner, line or end post

BK

XX = COLOR PREFIX

BK Charcoal Black

PLEASE REFER TO SKU PAGES FOR ACTUAL DIMENSIONS.

HOME





1+2

COMPOSITE POST SLEEVE

Offers a unique look. These will require the additional purchase of mounting hardware. Post cap and skirt sold separately. 6" x 6" width only available in Classic White.



Heights

39", 108"

Widths

4" x 4", 6" x 6"



1+2

ALL-IN-ONE POST SLEEVE KIT

Offers a unique look. These will require the additional purchase of mounting hardware. Post cap and skirt included. Compatible with Composite Post Cap, Solar Post Cap and Deck Rail Light.




STEP 3A: PICK YOUR PANEL

If you opt for stairs or a blank post, order your mounting hardware separately.

3

PANEL



Heights

36", 42"

Lengths

6', 8'

Applications

Horizontal, Stair



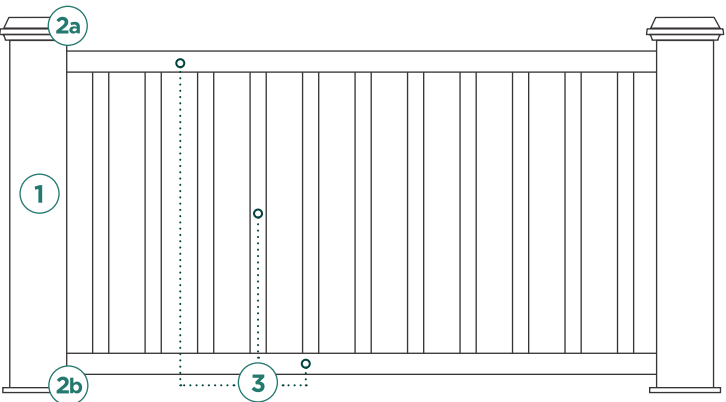
Customize your railing for ample room for snacks and drinks:

Cocktail rails give you extra space—perfect for holding coffee, showcasing plants, and adding design-friendly details.

TREX® ENHANCE® COMPOSITE RAILING

Enhance Composite

No splintering. No peeling. No sanding. Ever again. That's just the beginning of where you'll go with these classic, composite rails. Available at home centers.

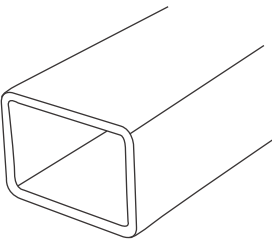


- 1 POST SLEEVE
- 2a POST SLEEVE CAP
- 2b POST SLEEVE SKIRT
- 3 RAIL KIT: TOP RAIL, BOTTOM RAIL, INFILL

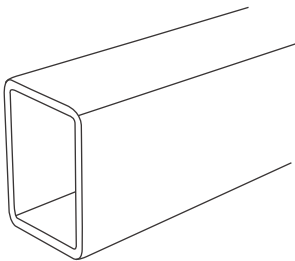
3

CLASSIC RAIL & BALUSTER KIT

COMPOSITE CLASSIC TOP RAIL



COMPOSITE BOTTOM RAIL



ROUND ALUMINUM BALUSTERS



MOUNTING HARDWARE

CLASSIC RAIL & BALUSTER KIT COLORS:



Composite



Aluminum

XX = COLOR PREFIX

WT Classic White  
BK Charcoal Black

SD Saddle  
VL Vintage Lantern

RS Rope Swing

PLEASE REFER TO SKU PAGES FOR ACTUAL DIMENSIONS.



FIND A BUILDER



ORDERING HELP



DESIGN HELP

HOME





Product Options

STEPS 1, 2A, 2B: PICK YOUR POST

1

POST SLEEVE

Each 4" x 4" and 6" x 6" post sleeve fits over a 4" x 4" pressure treated post or equivalent post mount. 6" x 6" width only available in Classic White.

Heights

39", 108"

Widths

4" x 4", 6" x 6"

WT

SD

VL

BK

2a

POST SLEEVE CAP

6" x 6" width only available in Classic White.

Widths

4" x 4", 6" x 6"

WT

SD

VL

BK

2b

POST SLEEVE SKIRT

6" x 6" width only available in Classic White.  
4" x 4" is 2 piece, 6" x 6" is 1 piece.

Widths

4" x 4", 6" x 6"

WT

SD

VL

BK

1+2

ALL-IN-ONE POST SLEEVE KIT

Simplify your deck design with the All-in-One Post Sleeve Kit. Includes a post sleeve, cap, and skirt in one box. Available in Classic White for a sleek, hassle-free railing solution.

WT

DESIGN CHECK

Opt for a post cap light variation.  
Details on page 91.

STEP 3: GO WITH A RAIL KIT

3

CLASSIC RAIL & ROUND ALUMINUM BALUSTER KIT

Use for simplified, pre-designed rail applications.

Heights

36", 42"

Lengths

6', 8'  
(72", 96")

Applications

Horizontal, Stair

WT

FIND A BUILDER

ORDERING HELP

DESIGN HELP

XX = COLOR PREFIX

WT Classic White  
BK Charcoal Black

SD Saddle  
VL Vintage Lantern

PLEASE REFER TO SKU PAGES FOR ACTUAL DIMENSIONS.

HOME

81







82





Trex® Railing—  
Endless Possibilities

TREX® POST SLEEVES, CAPS & SKIRTS

These components can be used as steps 1 & 2 for all Trex railing lines except Signature X-Series.

STEP	COMPONENT	DESCRIPTION	ITEM #	COLOR
1	Post Sleeve Each 4x4 and 6x6 post sleeve fits over a 4x4 pressure treated post or equivalent post mount. <i>Dimensions are nominals. See below for actuals and metrics.</i> [4.45 in x 4.45 in x 40 in (113 mm x 113 mm x 101 cm) external dimensions] [4.45 in x 4.45 in x 108 in (113 mm x 113 mm x 274 cm) external dimensions] [5.5 in x 5.5 in x 39 in (139 mm x 139 mm x 990 mm) external dimensions] [5.5 in x 5.5 in x 108 in (139 mm x 139 mm x 274 cm) external dimensions]	 4" x 4" x 39" Post Sleeve 4" x 4" x 108" Post Sleeve 6" x 6" x 39" Post Sleeve 6" x 6" x 108" Post Sleeve	XX040439APS XX0404108APS WT060639APS WT0606108APS	WT, BK, RS, VL WT, BK, RS, VL
1	Aluminum Post Sleeve	 4" x 4" x 37" Aluminum Post Sleeve 4" x 4" x 43" Aluminum Post Sleeve 4" x 4" x 53" Aluminum Post Sleeve—Stair	XXSAL040437PS XXSAL040443PS XXSAL040453PS	BB, BK
2a	Post Sleeve Cap Also available with LED lighting. <i>Dimensions are nominals. See below for actuals and metrics.</i> [4.55 in x 4.55 in (115 mm x 115 mm) internal dimensions] [5.55 in x 5.55 in (140 mm x 140 mm) internal dimensions]	 Flat 4" x 4" Post Sleeve Cap Flat 6" x 6" Post Sleeve Cap	PXXSQCAP4X4 PWTSQCAP6X6	WT, BK, RS, VL
2a	Solar Post Cap Light <i>Dimensions are nominals. See below for actuals and metrics.</i> [4.55 in x 4.55 in (115 mm x 115 mm) internal dimensions]	 Flat 4" x 4" Solar Post Cap Light	XXSOLAR4X4CAP	WT, BK, VL
2b	Post Sleeve Skirt <i>Dimensions are nominals. See below for actuals and metrics.</i> [4.55 in x 4.55 in (115 mm x 115 mm) internal dimensions] [5.55 in x 5.55 in (140 mm x 140 mm) internal dimensions]	 4" x 4" Post Sleeve Skirt 6" x 6" Post Sleeve Skirt	PXXSKIRT4X4 PWTSKIRT6X6	WT, BK, RS, VL
1 2a 2b	All-In-One Post Kit With low-profile post sleeve, post cap and skirt	 40" Trex Select All-In-One Post Kit 48" Trex Select All-In-One Post Kit 54" Trex Select All-In-One Post Kit	WT040440NTPS WT040448NTPS WT040454NTPS	WT

ACCESSORIES

COMPONENT	DESCRIPTION	ITEM #	COMPONENT	DESCRIPTION	ITEM #
Surface Mount Post For use with 4x4 composite post sleeve. <i>Actual external dimensions of insert:</i> 3.75 in x 3.75 in x 7 in (95 mm x 95 mm x 177 mm) 3.75 in x 3.75 in x 7 in (95 mm x 95 mm x 177 mm)	 Aluminum Surface Mount Post for 36" (914 mm) Rail Height (1/box) Aluminum Surface Mount Post for 42" (1066 mm) Rail Height (1/box) Surface Mount Post Hardware—Wood (10 kits/box)	ALPOSTMOUNT36 ALPOSTMOUNT42 ALPOSTHWDECK	Joist Mount Post For use with 4x4 composite post sleeve. <i>Actual external dimensions of insert:</i> 3.75 in x 3.75 in x 7 in (95 mm x 95 mm x 177 mm)	 Aluminum Joist Mount Post for use with all Trex railing heights (1/box)	CPJMNTPOST63



FIND A BUILDER



ORDERING HELP



DESIGN HELP

TREX SIGNATURE® RAILING

Choose either aluminum posts or composite post sleeves, caps and skirts for steps 1 & 2. Pair with a rail kit (step 3) and infill panel (step 4) if needed.

STEP	DESCRIPTION	ITEM #	DESCRIPTION	ITEM #
1+2	Aluminum Posts Can only be used within the Trex Signature® line. Mounting hardware for post sold separately. Trex Signature® aluminum posts fulfill steps 1 & 2. If using composite post sleeves, refer to previous page.			
	2.5" x 2.5" x 37" Aluminum Post—Horizontal 2.5" x 2.5" x 43" Aluminum Post—Horizontal 2.5" x 2.5" x 53" Aluminum Post—Stair <i>Comes with cap and skirt.</i>	XXAL252537RCAP XXAL252543RCAP XXAL252553RCAP	IRC Aluminum Mounting Plate & Hardware <i>For use with all Trex 2.5" Surface Mount Aluminum Posts.</i> Concrete Post Mount Kit	ALPOSTHWDECK ALPOSTHWCONC
	2.5" x 2.5" x 36" Crossover Post—Horizontal 2.5" x 2.5" x 42" Crossover Post—Horizontal <i>Comes with skirt.</i>	XXAL252536RCCP XXAL252542RCCP	2.5" x 2.5" x 63" Aluminum Joist Mount Post <i>Comes with cap and skirt.</i> Fascia Mount Kit - Wood Framing <i>For use with Joist Mount Post only.</i>	XXJMNTPOST63 XXFMNTWOOD

2.5" x 2.5" x 37" Line Post with Premounted Brackets 2.5" x 2.5" x 37" End Post with Premounted Brackets 2.5" x 2.5" x 37" Corner Post with Premounted Brackets 2.5" x 2.5" x 43" Line Post with Premounted Brackets 2.5" x 2.5" x 43" End Post with Premounted Brackets 2.5" x 2.5" x 43" Corner Post with Premounted Brackets <i>Comes with cap and skirt.</i>	BKAL252537RCAPLINE BKAL252537RCAPEND BKAL252537RCAPCNR BKAL252543RCAPLINE BKAL252543RCAPEND BKAL252543RCAPCNR	<i>Dimensions are nominals. See below for actuals and metrics.</i> [2.5 in x 2.5 in x 36 in (63 mm x 63 mm x 914 mm) actual dimensions] [2.5 in x 2.5 in x 37 in (63 mm x 63 mm x 939 mm) actual dimensions] [2.5 in x 2.5 in x 42 in (63 mm x 63 mm x 106 cm) actual dimensions] [2.5 in x 2.5 in x 43 in (63 mm x 63 mm x 109 cm) actual dimensions] [2.5 in x 2.5 in x 53 in (63 mm x 63 mm x 134 cm) actual dimensions] [2.5 in x 2.5 in x 63 in (63 mm x 63 mm x 160 cm) actual dimensions]
--	--	--

3	Rail & Baluster Kit <i>(includes top rail, bottom rail, balusters and mounting and support hardware)</i> <i>Round kits available in BK. Square kits available in BK, BZ and WT.</i>			
	6' x 36" Rail Kit w/ Round Balusters—Horizontal 6' x 36" Rail Kit w/ Round Balusters—Stair 8' x 36" Rail Kit w/ Round Balusters—Horizontal 8' x 36" Rail Kit w/ Round Balusters—Stair	BKAR0636HRK BKAR0636SRK BKAR0836HRK BKAR0836SRK	6' x 42" Rail Kit w/ Square Balusters—Horizontal 6' x 42" Rail Kit w/ Square Balusters—Stair 8' x 42" Rail Kit w/ Square Balusters—Horizontal 8' x 42" Rail Kit w/ Square Balusters—Stair	XXAS0642HRK XXAS0642SRK XXAS0842HRK XXAS0842SRK
	6' x 42" Rail Kit w/ Round Balusters—Horizontal 6' x 42" Rail Kit w/ Round Balusters—Stair 8' x 42" Rail Kit w/ Round Balusters—Horizontal 8' x 42" Rail Kit w/ Round Balusters—Stair	BKAR0642HRK BKAR0642SRK BKAR0842HRK BKAR0842SRK	4' x 36" Assembled Panel (Square)—Horizontal 6' x 36" Assembled Panel (Square)—Horizontal 6' x 36" Assembled Panel (Square)—Stair 8' x 36" Assembled Panel (Square)—Horizontal 8' x 36" Assembled Panel (Square)—Stair 4' x 42" Assembled Panel (Square)—Horizontal 6' x 42" Assembled Panel (Square)—Horizontal 6' x 42" Assembled Panel (Square)—Stair 8' x 42" Assembled Panel (Square)—Horizontal 8' x 42" Assembled Panel (Square)—Stair	BKAS0436HRPNL BKAS0636HRPNL BKAS0636SRPNL BKAS0836HRPNL BKAS0836SRPNL BKAS0442HRPNL BKAS0642HRPNL BKAS0642SRPNL BKAS0842HRPNL BKAS0842SRPNL
	6' x 36" Rail Kit w/ Square Balusters—Horizontal 6' x 36" Rail Kit w/ Square Balusters—Stair 8' x 36" Rail Kit w/ Square Balusters—Horizontal 8' x 36" Rail Kit w/ Square Balusters—Stair	XXAS0636HRK XXAS0636SRK XXAS0836HRK XXAS0836SRK		<i>Does not include hardware. Assembled Panels available in BK.</i>

3	Rod Rail Kit <i>(includes top rail, bottom rail, rods and mounting and support hardware)</i> <i>Available in BKBK.</i>			
	6' x 36" Rod Rail Kit—Horizontal 6' x 36" Rod Rail Kit—Stair 8' x 36" Rod Rail Kit—Horizontal 8' x 36" Rod Rail Kit—Stair	BKBKROD0636HRK BKBKROD0636SRK BKBKROD0836HRK BKBKROD0836SRK	6' x 42" Rod Rail Kit—Horizontal 6' x 42" Rod Rail Kit—Stair 8' x 42" Rod Rail Kit—Horizontal 8' x 42" Rod Rail Kit—Stair	BKBKROD0642HRK BKBKROD0642SRK BKBKROD0842HRK BKBKROD0842SRK

36" Rod Rail Vertical Kit—Horizontal 36" Rod Rail Vertical Kit—Stair 42" Rod Rail Vertical Kit—Horizontal 42" Rod Rail Vertical Kit—Stair <i>Use as an accessory for cut Rod Rail sections. Available in BK.</i>	BK36RODHVERTK BK36RODSVERTK BK42RODHVERTK BK42RODSVERTK	<i>Dimensions are nominals. See below for actuals and metrics.</i> [4' x 36": 48 in x 36 in (122 cm x 914 mm) actual dimensions] [4' x 42": 48 in x 42 in (122 cm x 106 cm) actual dimensions] [6' x 36": 72 in x 36 in (182 cm x 914 mm) actual dimensions] [8' x 36": 96 in x 36 in (243 cm x 914 mm) actual dimensions] [6' x 42": 72 in x 42 in (182 cm x 106 cm) actual dimensions] [8' x 42": 96 in x 42 in (243 cm x 106 cm) actual dimensions]
--	--	--

COMPOSITE COLORS

BK Charcoal Black  
RS Rope Swing

VL Vintage Lantern  
WT Classic White

ALUMINUM COLORS

BK Charcoal Black  
WT Classic White  
BZ Bronze  
BB Burnished Bronze

XX = COLOR PREFIX




HOME



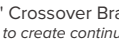




TREX SIGNATURE® RAILING

STEP	DESCRIPTION	ITEM #	DESCRIPTION	ITEM #
3	<p>Mesh Rail Kit</p> <p><i>(includes top rail, bottom rail, verticals and mounting and support hardware)</i></p> <p><i>Available in BK and BZ only.</i></p> <p><i>Mesh infill sold separately.</i></p> <p><i>Dimensions are nominals.</i></p> <p><i>See below for actuals and metrics.</i></p> <p>[6' x 36": 72 in x 36 in (182 cm x 914 mm) actual dimensions]</p> <p>[8' x 36": 96 in x 36 in (243 cm x 914 mm) actual dimensions]</p> <p>[6' x 42": 72 in x 42 in (182 cm x 106 cm) actual dimensions]</p> <p>[8' x 42": 96 in x 42 in (243 cm x 106 cm) actual dimensions]</p>		6' x 36" Mesh Rail Kit—Horizontal	XXA0636PNLHRK
			6' x 36" Mesh Rail Kit—Stair	XXA0636PNLSRK
			8' x 36" Mesh Rail Kit—Horizontal	XXA0836PNLHRK
			8' x 36" Mesh Rail Kit—Stair	XXA0836PNLSRK
			6' x 42" Mesh Rail Kit—Horizontal	XXA0642PNLHRK
			6' x 42" Mesh Rail Kit—Stair	XXA0642PNLSRK
			8' x 42" Mesh Rail Kit—Horizontal	XXA0842PNLHRK
			8' x 42" Mesh Rail Kit—Stair	XXA0842PNLSRK
			36" Mesh Rail Vertical Kit—Horizontal	XX36MSHHVERTK
			36" Mesh Rail Vertical Kit—Stair	XX36MSHSVERTK
			42" Mesh Rail Vertical Kit—Horizontal	XX42MSHHVERTK
			42" Mesh Rail Vertical Kit—Stair	XX42MSHSVERTK
Use as an accessory for cut mesh railing sections.				

STEP	COMPONENT	DESCRIPTION	ITEM #
4	<p>Mesh Panel</p> <p>For use with Trex Signature® Mesh Rail Kit.</p> <p><i>Dimensions are nominals. See below for actuals and metrics.</i></p> <p>[6' x 36": 64 in x 32.375 in (162 cm x 822 mm) actual dimensions]</p> <p>[8' x 36": 88 in x 32.375 in (223 cm x 822 mm) actual dimensions]</p> <p>[8' x 42": 88 in x 38.375 in (223 cm x 974 mm) actual dimensions]</p> <p>[Universal: 108.1875 in x 36.1875 in (274 cm x 919 mm) actual dimensions]</p>	 <p>6' x 36" Stainless Steel Mesh Panel—Horizontal</p> <p>8' x 36" Stainless Steel Mesh Panel—Horizontal</p> <p>8' x 42" Stainless Steel Mesh Panel—Horizontal</p> <p>Universal Stainless Steel Mesh Panel—Stair</p>	<p>SSMESHO636HZ</p> <p>SSMESHO836HZ</p> <p>SSMESHO842HZ</p> <p>SSMESHUNIVST</p>
3	<p>Glass Rail Kit</p> <p><i>(includes top rail, bottom rail, and mounting and support hardware)</i></p> <p><i>Available in BK and WT only.</i></p> <p><i>Glass infill sold separately.</i></p>	 <p>6' Glass Rail Kit—Horizontal</p> <p><i>Dimension above is nominal.</i></p> <p><i>See below for actual and metric.</i></p> <p>[6': 72 in (182 cm) actual dimension]</p>	<p>XXA06HGLRK</p>
4	<p>Glass Panel</p> <p>For use with Trex Signature® Glass Rail Kit.</p>	 <p>for 36" Rail Height—Horizontal</p> <p>for 42" Rail Height—Horizontal</p>	<p>Visit <a href="https://www.glass.trex.com">glass.trex.com</a> to order custom glass panels to complete your build.</p>

ACCESSORIES	COMPONENT	ITEM #	COMPONENT	ITEM #
	Trex Signature® Bracket Template—Horizontal (36" and 42") - 4x4 Composite Sleeve <i>Simplify bracket placement when installing Trex Signature aluminum railing with 4" x 4" Trex composite post sleeves.</i>	SIGTEMP4X4SLEEVE	Cocktail Rail Bracket (10/pack) <i>Mounting hardware to attach a deck board or 2" x 4" cocktail rail to the top rail of Trex Signature rail kits. Only Trex solid core boards can be used. Not compatible with Signature Glass railing or Signature X-Series railing.</i>	XXCTBK TAL10PK
	Trex Signature® Bracket Template—Horizontal (36" and 42") - 2.5" Aluminum Post <i>Simplify bracket placement when installing Trex Signature aluminum posts.</i>	SIGTEMPIRCPOST	Fixed Bracket—Horizontal (4/pack) Fixed Bracket—Stair (4/pack) <i>Brackets with tabs removed to work with assembled panels, glass railing and mesh railing.</i>	XXFHBK TALPNL XXFSBK TAL
			Swivel Bracket—Horizontal (2/pack—1 top, 1 bottom) Swivel Bracket—Stair (2/pack—1 top, 1 bottom) <i>Use for angled applications to achieve up to a 45° angle off the post.</i>	XXSWHBK TAL XXSWSBK TAL
	Aluminum Foot Block Extended Aluminum Foot Block <i>Use to reinforce the bottom rail. Required for 8' sections.</i>	XXALFTBLK XXAL08FTBLK	Compound Swivel Bracket (2/pack—1 top, 1 bottom) <i>Use for applications where maximum bracket flexibility is required, such as flared stair railing. Use in place of fixed stair brackets.</i>	XXCPDSWBK TAL
			Crossover Rail End Cap <i>Aluminum end cap designed to cover Signature Railing end when rails are not terminated at the post.</i>	XXXOVERENDCAP
	2.5" Crossover Bracket—Horizontal (1/pack) <i>Use to create continuously graspable top rail on horizontal sections.</i>	XX25FHCBK TAL	2.5" Swivel Crossover Bracket—Stair (1/pack) <i>Use to maintain an uninterrupted top rail down stairs. Internal nut loosens to allow various angles.</i>	XX25RCSWSCBK TAL
	90° Crossover Bracket—Horizontal (1/pack) <i>Use to create continuously graspable top horizontal rails along a 90° turn in the railing.</i>	XX90FHCBK TAL	Touch-up Pen <i>If you scratch a Trex Signature aluminum rail, use these touch-up pens to make the issue disappear.</i>	XX25RCSWSCBK TAL

TREX SIGNATURE® X-SERIES™ RAILING


Choose your X-Series Post for step 1. Pair with either a Cable Rail Kit or Frameless Glass Infill Kit and Laminated Glass Panel for steps 2 & 3.

STEP	COMPONENT	DESCRIPTION	ITEM #
1	X-Series Posts	<i>Dimensions are nominals. See below for actuals and metrics.</i> [3.5 in x 3.5 in x 36.9 in (88 mm x 88 mm x 937 mm) actual dimensions] [3.5 in x 3.5 in x 42.9 in (88 mm x 88 mm x 108 cm) actual dimensions] [3.5 in x 3.5 in x 52.9 in (88 mm x 88 mm x 134 cm) actual dimensions]	3.5" x 3.5" x 37" Anchor Post—Horizontal 3.5" x 3.5" x 43" Anchor Post—Horizontal 3.5" x 3.5" x 53" Anchor Post—Stair
			BKAX353537RCAP BKAX353543RCAP BKAX353553RCAP
2	Cable Rail Kit	<i>Dimensions are nominals. See below for actuals and metrics.</i> [6' x 36": 72 in x 36 in (182 cm x 914 mm) actual dimensions] [12' x 36": 144 in x 36 in (365 cm x 914 mm) actual dimensions] [18' x 36": 216 in x 36 in (548 cm x 914 mm) actual dimensions] [6' x 42": 72 in x 42 in (182 cm x 106 cm) actual dimensions] [12' x 42": 144 in x 42 in (365 cm x 106 cm) actual dimensions] [18' x 42": 216 in x 42 in (548 cm x 106 cm) actual dimensions]	6' x 36" Cable Rail Kit—Horizontal 12' x 36" Cable Rail Kit—Horizontal 18' x 36" Cable Rail Kit—Horizontal 6' x 36" Cable Rail Kit—Stair 6' x 42" Cable Rail Kit—Horizontal 12' x 42" Cable Rail Kit—Horizontal 18' x 42" Cable Rail Kit—Horizontal 6' x 42" Cable Rail Kit—Stair
			BKAX0636CBLHRK BKAX1236CBLHRK BKAX1836CBLHRK BKAX0636CBLSRK BKAX0642CBLHRK BKAX1242CBLHRK BKAX1842CBLHRK BKAX0642CBLSRK
2	Frameless Glass Infill Kit	Infill Kit—Horizontal (One Size)	BKAXGLIK
3	Laminated Glass Panel For use with Trex Signature® X-Series™ Frameless Glass Infill Kit.	for 36" Rail Height—Horizontal for 42" Rail Height—Horizontal	<i>Visit <a href="https://www.glass.trex.com">glass.trex.com</a> to order custom glass panels to complete your build.</i>

Compound Swivel Bracket		1 per pack (top rail only). For horizontal or stair.	BKAXCPDSWBKT
-------------------------	---	---	--------------

TREX TRANSCEND® RAILING

Transcend Railing is either a 3-step or 5-step process. Choose Trex post sleeves, caps and skirts (steps 1 & 2), then choose a rail kit (stp 3). OR choose each component individually for a custom design (steps 3a, 3b, 4 & 5).



STEP	COMPONENT	DESCRIPTION	ITEM #	COLORS
3	Rail & Square Composite Baluster Kit <i>(includes Crown top rail, Universal bottom rail, square composite balusters, baluster spacers, adjustable foot block and mounting hardware)</i> <i>Color option indicates rails and balusters.</i>		6' x 36" Rail & Baluster Kit—Horizontal 6' x 36" Rail & Baluster Kit—Stair 8' x 36" Rail & Baluster Kit—Horizontal 8' x 36" Rail & Baluster Kit—Stair	XX0636HRKF S WT0636SRKF S XX0836HRKF S XX0836SRKF S
			6' x 42" Rail & Baluster Kit—Horizontal 8' x 42" Rail & Baluster Kit—Horizontal 8' x 42" Rail & Baluster Kit—Stair	XX0642HRKF S XX0842HRKF S XX0842SRKF S
3	Rail & Round Aluminum Baluster Kit <i>(includes Crown top rail, Universal bottom rail, round aluminum balusters, baluster spacers, adjustable foot block and mounting hardware)</i> <i>Color option indicates rails. Round aluminum balusters come in BK.</i>		6' x 36" Rail & Baluster Kit—Horizontal 8' x 36" Rail & Baluster Kit—Horizontal 8' x 36" Rail & Baluster Kit—Stair	XXRD0636HRKF S XXRD0836HRKF S XXRD0836SRKF S
			6' x 42" Rail & Baluster Kit—Horizontal 8' x 42" Rail & Baluster Kit—Horizontal 8' x 42" Rail & Baluster Kit—Stair	XXRD0642HRKF S XXRD0842HRKF S XXRD0842SRKF S



TREX® TRANSCEND® RAILING






STEP	COMPONENT	DESCRIPTION	ITEM #	COLORS																		
3	<div>Cocktail Rail &amp; Round Aluminum Baluster Kit</div> <div>(includes Universal top/bottom rails, round aluminum balusters, baluster spacers, adjustable foot block and mounting hardware)</div> <div>Round aluminum balusters come in BK.</div> <div>Only Trex Signature®, Trex Transcend®, Trex Select® deck boards can be used for cocktail rail applications, and only Trex® Transcend® 2X4 can be used for Traditional rail applications.</div>	<div>6' x 36" Cocktail Rail &amp; Baluster Kit—Horizontal</div> <div>8' x 36" Cocktail Rail &amp; Baluster Kit—Horizontal</div> <div>8' x 36" Cocktail Rail &amp; Baluster Kit—Stair</div>	<div>WTRD0636HRKCKTLFS</div> <div>WTRD0836HRKCKTLFS</div> <div>WTRD0836SRKCKTLFS</div>	WT																		
		<div>Dimensions are nominals. See below for actuals and metrics.</div> <div>6' x 36": 72 in x 36 in (182 cm x 914 mm)</div> <div>6' x 42": 72 in x 42 in (182 cm x 106 cm)</div> <div>8' x 36": 96 in x 36 in (243 cm x 914 mm)</div> <div>8' x 42": 96 in x 42 in (243 cm x 106 cm)</div>																				
3a	<div>Top Rail</div> <div>Universal top rail is used for cocktail rail applications.</div>	<div>6' Crown Top Rail</div> <div>8' Crown Top Rail</div> <div>6' Universal Top/Bottom Rail</div> <div>8' Universal Top/Bottom Rail</div>	<div>XXCROWNTR06FS</div> <div>XXCROWNTR08FS</div> <div>XXUNIVTBR06FS</div> <div>XXUNIVTBR08FS</div>	WT, BK, RS, VL																		
3b	<div>Bottom Rail</div>	<div>6' Universal Top/Bottom Rail</div> <div>8' Universal Top/Bottom Rail</div>	<div>XXUNIVTBR06FS</div> <div>XXUNIVTBR08FS</div>	WT, BK, RS, VL																		
4	<div>Balusters</div> <div>See chart below for number of balusters needed to complete each railing section.</div> <div>Composite balusters are available in WT, BK, RS, and VL.</div> <div>Aluminum balusters are available in WT, BZ and BK.</div>	<div>Square Composite Balusters for 36" Rail Height (16/pack)</div> <div>Square Composite Balusters for 42" Rail Height (16/pack)</div>	<div>XX020230SBK</div> <div>XX020236SBK</div>	WT, BK, RS, VL																		
		<div>Round Aluminum Balusters for 36" Rail Height (20/pack)</div> <div>Round Aluminum Balusters for 42" Rail Height (20/pack)</div>	<div>XXTA30RBK</div> <div>XXTA36RBK</div>	WT, BZ, BK																		
<table><thead><tr><th>BALUSTER</th><th>ORIENTATION</th><th>6' SECTION</th><th>8' SECTION</th></tr></thead><tbody><tr><td rowspan="2">Square composite</td><td>Horizontal</td><td>14</td><td>19</td></tr><tr><td>Stair</td><td>11</td><td>15</td></tr><tr><td rowspan="2">Round aluminum</td><td>Horizontal</td><td>16</td><td>21</td></tr><tr><td>Stair</td><td>13</td><td>17</td></tr></tbody></table>		BALUSTER	ORIENTATION	6' SECTION	8' SECTION	Square composite	Horizontal	14	19	Stair	11	15	Round aluminum	Horizontal	16	21	Stair	13	17	<div>Dimensions are nominals. See below for actuals and metrics.</div> <div>6' Full Span Rail: 72 in (182 cm), 8' Full Span Rail: 96 in (243 cm)</div> <div>Composite 36" Baluster: 1.418 in x 1.418 in x 30.375 in (36 mm x 36 mm x 771 mm)</div> <div>Composite 42" Baluster: 1.418 in x 1.418 in x 36.375 in (36 mm x 36 mm x 923 mm)</div> <div>Aluminum 36" Baluster: .75 in x 30.25 in (19 mm x 768 mm)</div> <div>Aluminum 42" Baluster: .75 in x 36.25 in (19 mm x 920 mm)</div>		
BALUSTER	ORIENTATION	6' SECTION	8' SECTION																			
Square composite	Horizontal	14	19																			
	Stair	11	15																			
Round aluminum	Horizontal	16	21																			
	Stair	13	17																			
5	<div>Accessory Infill Kit</div> <div>(includes baluster spacers, adjustable foot block and mounting hardware)</div> <div>Dimensions are nominals. See below for actuals and metrics.</div> <div>6": 72 in (182 cm)</div> <div>8": 96 in (243 cm)</div>	<div>6' Accessory Infill Kit for Square Composite Balusters—Horizontal</div> <div>6' Accessory Infill Kit for Square Composite Balusters—Stair</div> <div>8' Accessory Infill Kit for Square Composite Balusters—Horizontal</div> <div>8' Accessory Infill Kit for Square Composite Balusters—Stair</div>	<div>XXSQHIK06FS</div> <div>XXSQSIK06FS</div> <div>XXSQHIK08FS</div> <div>XXSQSIK08FS</div>	WT, BK, RS, VL																		
		<div>6' Accessory Infill Kit for Round Aluminum Balusters—Horizontal</div> <div>6' Accessory Infill Kit for Round Aluminum Balusters—Stair</div> <div>8' Accessory Infill Kit for Round Aluminum Balusters—Horizontal</div> <div>8' Accessory Infill Kit for Round Aluminum Balusters—Stair</div>	<div>XXRDHIK06FS</div> <div>XXRDSIK06FS</div> <div>XXRDHIK08FS</div> <div>XXRDSIK08FS</div>	WT, BK, RS, VL																		

TREX® TRANSCEND® RAILING

ACCESSORIES	COMPONENT	ITEM #	COMPONENT	ITEM #
	Trex Transcend Bracket Template—Horizontal (36" and 42")—Composite Sleeve <i>Reusable template to simplify bracket placement when installing Trex Transcend railing with 4" x 4" Trex composite post sleeves.</i>	TSCTEMP4X4SLEEVE	Mounting Hardware for Cut Rails—Horizontal Mounting Hardware for Cut Rails—Stair <i>The perfect solution for any installation that requires making two railing sections from one kit.</i>  Transcend RSB Bracket Pack—Horizontal (24/box) Transcend RSB Bracket Pack—Stair (24/box) <i>This mounting hardware kit comes with brackets and screws and does not include gaskets.</i>	XXHZACCYKIT XXSTACCYKIT  TSHBRACKET TSSBRACKET
	Foot Block <i>Use to reinforce the rail; required for every Trex composite rail section.</i>	XXFTBLKPC	0 Degree Rail Gasket Pack—Horizontal 0 Degree Rail Gasket Pack—Stair <i>Gasket pack for Trex Transcend railing installed at a 0° angle off the post. Hardware not included.</i>  22.5 Degree Gasket Pack <i>Gasket pack for Trex Transcend railing installed at a 22.5° angle off the post. Hardware not included.</i>  45 Degree Birdsmouth Gasket Pack (for 4x4) <i>For 4" x 4" post. Bracket adapter pack for Trex Transcend railing installed at a 45° angle off the corner of the post. Hardware not included.</i>  45 Degree Gasket Pack (for 6x6) <i>For 6" x 6" post. Bracket adapter pack for Trex Transcend railing installed at a 45° angle off the post. Hardware not included.</i>	XX00HGASK XX00SGASK  XX22HGASK  XX45RSBADAPK  WT45HGASK

TREX SELECT® RAILING

Trex Select® Railing is a 3-step process. Choose Trex post sleeves, caps and skirts (steps 1 & 2) and a rail kit (step 3).





STEP	COMPONENT	DESCRIPTION	ITEM #	COLORS
1 2a 2b	All-In-One Post Kit <i>(with low-profile post sleeve, post cap and skirt)</i> <i>Available in WT.</i>	 40" Trex Select All-In-One Post Kit 48" Trex Select All-In-One Post Kit 54" Trex Select All-In-One Post Kit	WT040440NTPS WT040448NTPS WT040454NTPS	WT
1 2a 2b	Post Sleeve	 4" x 4" x 39" Post Sleeve 4" x 4" x 108" Post Sleeve	XX040439APS XX0404108APS	WT, BK, VL, RS
3	Post Cap & Skirt	 Flat 4" x 4" Post Sleeve Cap 4" x 4" Post Sleeve Skirt	PXXSQCAP4X4 PXXSKIRT4X4	WT, BK, VL, RS
3	Classic Rail & Round Aluminum Baluster Kit <i>(includes top rail, bottom rail, round aluminum balusters, adjustable foot block and hardware pack)</i> <i>Available in WT or BK rails with aluminum balusters in BK.</i>	 6' x 36" Rail & Baluster Kit—Horizontal 8' x 36" Rail & Baluster Kit—Horizontal 6' x 42" Rail & Baluster Kit—Horizontal 8' x 42" Rail & Baluster Kit—Horizontal 6' x 36" Rail & Baluster Kit—Stair 8' x 36" Rail & Baluster Kit—Stair 8' x 42" Rail & Baluster Kit—Stair	XXRD0636HSELKFS XXRD0836HSELKFS XXRD0642HSELKFS XXRD0842HSELKFS XXRD0636SSELKFS XXRD0836SSELKFS XXRD0842SSELKFS	WT, BK
	T-Rail & Round Aluminum Baluster Kit <i>(includes top rail, bottom rail, round aluminum balusters, adjustable foot block and hardware pack)</i> <i>Available in WT rails with aluminum balusters in BK.</i>	 6' x 36" T-Rail & Baluster Kit—Horizontal 8' x 36" T-Rail & Baluster Kit—Horizontal 6' x 42" T-Rail & Baluster Kit—Horizontal 8' x 42" T-Rail & Baluster Kit—Horizontal 6' x 36" T-Rail & Baluster Kit—Stair 8' x 36" T-Rail & Baluster Kit—Stair 8' x 42" T-Rail & Baluster Kit—Stair	WTRD0636HSELTRK WTRD0836HSELTRK WTRD0642HSELTRK WTRD0842HSELTRK WTRD0636SSELTRK WTRD0836SSELTRK WTRD0842SSELTRK	WT



TREX SELECT® RAILING

STEP	COMPONENT	DESCRIPTION	ITEM #	COLORS
3	T-Rail & Square Composite Baluster Kit <i>(includes top rail, bottom rail, square composite balusters, adjustable foot block and hardware pack)</i> <i>Available in WT rails with square balusters in WT. See below for actuals and metrics.</i>	6' x 36" T-Rail & Baluster Kit—Horizontal 8' x 36" T-Rail & Baluster Kit—Horizontal 6' x 42" T-Rail & Baluster Kit—Horizontal 8' x 42" T-Rail & Baluster Kit—Horizontal 6' x 36" T-Rail & Baluster Kit—Stair 8' x 36" T-Rail & Baluster Kit—Stair 8' x 42" T-Rail & Baluster Kit—Stair	WTSQ0636HSELTRK WTSQ0836HSELTRK WTSQ0642HSELTRK WTSQ0842HSELTRK WTSQ0636SSELTRK WTSQ0836SSELTRK WTSQ0842SSELTRK	WT

See below for actuals and metrics. 6' x 36": 72 in x 36 in (182 cm x 914 mm) 8' x 36": 96 in x 36 in (243 cm x 914 mm) 6' x 42": 72 in x 42 in (182 cm x 106 cm) 8' x 42": 96 in x 42 in (243 cm x 106 cm)

ACCESSORIES	COMPONENT	ITEM #
	Mounting Hardware for Cut Classic Rails—Horizontal (10 kits/box) Mounting Hardware for Cut Classic Rails—Stair (10 kits/box)	PBKENHZBKT PBKENSTBKT
	Mounting Hardware for Cut T-Rails—Horizontal Mounting Hardware for Cut T-Rails—Stair	PTRLHBKTKIT PTRLSTBKTKIT
	Trex Select® 8' Aluminum Classic Rail Stiffener	SELALRAILSTIFFENER
	Trex Select® 8' Aluminum T-Rail Stiffener (IRC)	SELALTRAILSTIFFNR

	T-Rail 22.5° Left Angle Bracket Pack	TRL22LBKTKIT
	T-Rail 22.5° Right Angle Bracket Pack	TRL22RBKTKIT
	T-Rail 45° Birdsmouth Bracket Kit (when using 4x4 post sleeve)	TRLBMBKTKIT
	T-Rail 45° Birdsmouth Bracket Pack (when using All-In-One Post Kit)	TRLBMBKTKITNT

TREX SELECT™ MESH RAILING

STEP	COMPONENT	DESCRIPTION	ITEM #	COLORS
12a2b	All-In-One Post Kit <i>(with low-profile post sleeve, post cap and skirt)</i> Available in WT.	40" Trex Select All-In-One Post Kit 48" Trex Select All-In-One Post Kit 54" Trex Select All-In-One Post Kit	WT040440NTPS WT040448NTPS WT040454NTPS	WT
1	Post Sleeve	4" x 4" x 39" Post Sleeve 4" x 4" x 108" Post Sleeve	XX040439APS XX0404108APS	WT, BK, RS, VL
2a2b	Post Cap & Skirt	Flat 4" x 4" Post Sleeve Cap 4" x 4" Post Sleeve Skirt	PXXSQCAP4X4 PXXSKIRT4X4W	WT, BK, RS, VL

TREX SELECT™ MESH RAILING

STEP	COMPONENT	DESCRIPTION	ITEM #	COLORS
3	Trex Select Mesh Kits <i>See below for actuals and metrics.</i> 6' x 36": 72 in x 36 in (182 cm x 914 mm) 8' x 36": 96 in x 36 in (243 cm x 914 mm) 6' x 44": 72 in x 42 in (182 cm x 111 cm) 8' x 44": 96 in x 42 in (243 cm x 111 cm)	6' x 36"/42" Select Mesh Kit—Horizontal 8' x 36"/42" Select Mesh Kit—Horizontal 6' x 36"/42" Select Mesh Kit—Stair 8' x 36"/42" Select Mesh Kit—Stair	XXMESH06HSELK XXMESH08HSELK XXMESH06SSELK XXMESH08SSELK	BK

4	Trex Select Mesh Panels	36" x 72" Select Mesh Panel—Carbon Steel 36" x 96" Select Mesh Panel—Carbon Steel 60" x 72" Select Mesh Panel—Carbon Steel	CSMESH0636HZ CSMESH0836HZ CSMESH0660UNIV	BK
---	-------------------------	--	--	----

ACCESSORIES	DESCRIPTION	ITEM #	COLOR
Trex Select Mesh Cut Kits	Select Mesh Accessory Kit—Horizontal Select Mesh Accessory Kit—Stair Mesh Accessory Kit—Universal Channel	MESHACCYHSELK MESHACCYSSELK MESHUNIVSELK	BK

TREX SELECT™ ALUMINUM RAILING

STEP	COMPONENT	DESCRIPTION	ITEM #	COLORS
1+2	Trex Select Aluminum Posts & Sleeves <i>Brackets sold separately</i>	2.5" x 2.5" x 37" Aluminum End Post 2.5" x 2.5" x 37" Aluminum Line Post 2.5" x 2.5" x 37" Aluminum Corner Post 2.5" x 2.5" x 43" Aluminum End Post 2.5" x 2.5" x 43" Aluminum Line Post 2.5" x 2.5" x 43" Aluminum Corner Post	XXSAL2537PEND XXSAL2537PLINE XXSAL2537PCNR XXSAL2543PEND XXSAL2543PLINE XXSAL2543PCNR	BK, BB
		2.5" x 2.5" x 37" Aluminum Blank Post 2.5" x 2.5" x 43" Aluminum Blank Post 2.5" x 2.5" x 53" Aluminum Blank Post—Stair	XXSAL2537PB XXSAL2543PB XXSAL2553PB	BK, BB
		4" x 4" x 37" Aluminum Post Sleeve 4" x 4" x 43" Aluminum Post Sleeve 4" x 4" x 53" Aluminum Post Sleeve—Stair	XXSAL040437PS XXSAL040443PS XXSAL040453PS	BK, BB

3	Trex Select Aluminum Panels <i>See below for actuals and metrics.</i> 6' x 36": 72 in x 36 in (182 cm x 914 mm) 8' x 36": 96 in x 36 in (243 cm x 914 mm) 6' x 42": 72 in x 42 in (182 cm x 106 cm) 8' x 42": 96 in x 42 in (243 cm x 106 cm)	6' x 36" Aluminum Panel—Horizontal 8' x 36" Aluminum Panel—Horizontal 6' x 36" Aluminum Panel—Stair 8' x 36" Aluminum Panel—Stair	XXSALSQ636HPNL XXSALSQ836HPNL XXSALSQ636SPNL XXSALSQ836SPNL	BK, BB
		6' x 42" Aluminum Panel—Horizontal 8' x 42" Aluminum Panel—Horizontal 6' x 42" Aluminum Panel—Stair 8' x 42" Aluminum Panel—Stair	XXSALSQ642HPNL XXSALSQ842HPNL XXSALSQ642SPNL XXSALSQ842SPNL	BK, BB

ACCESSORIES	DESCRIPTION	ITEM #	COLORS
Aluminum Bracket Packs	Horizontal Fixed Bracket Pack- 4/pack Horizontal Swivel Bracket Pack- 4/pack Stair Swivel Bracket Pack- 4 /pack Cocktail Bracket- 10/pack	XXSALFHBKT XXSALHSWBKT XXSALSSWBKT XXSALCTBKT	BK, BB

XX = COLOR PREFIX

COMPOSITE COLORS

BK Charcoal Black  
RS Rope Swing  
VL Vintage Lantern  
WT Classic White

ALUMINUM COLORS

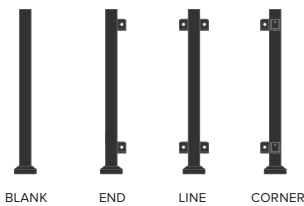
BK Charcoal Black  
WT Classic White  
BZ Bronze  
BB Burnished Bronze


HOME





TREX ENHANCE™ STEEL RAILING

STEP	COMPONENT	DESCRIPTION	ITEM #	COLOR
1+2	<div>Trex Enhance Steel Post/Cap/Skirt</div> <div><i>*Brackets sold separately</i></div> <div></div>	2" x 2" x 37" Steel End Post 2" x 2" x 37" Steel Line Post 2" x 2" x 37" Steel Corner Post 2" x 2" x 43" Steel End Post 2" x 2" x 43" Steel Line Post 2" x 2" x 43" Steel Corner Post 2" x 2" x 37" Steel Blank Post* 2" x 2" x 43" Steel Blank Post* 2" x 2" x 53" Steel Blank Post*—Stair	BKSTL202037ENPEND BKSTL202037ENPLINE BKSTL202037ENPCNR BKSTL202043ENPEND BKSTL202043ENPLINE BKSTL202043ENPCNR BKSTL202037ENP BKSTL202043ENP BKSTL202053ENP	BK

3	<div>Trex Enhance Steel Panels</div> <div><i>See below for actuals and metrics.</i></div> <div>6' x 36": 72 in x 36 in (182 cm x 914 mm) 8' x 36": 96 in x 36 in (243 cm x 914 mm) 6' x 42": 72 in x 42 in (182 cm x 106 cm) 8' x 42": 96 in x 42 in (243 cm x 106 cm)</div> <div></div>	6' x 36" Steel Panel—Horizontal 6' x 36" Steel Panel—Stair 8' x 36" Steel Panel—Horizontal 8' x 36" Steel Panel—Stair  6' x 42" Steel Panel—Horizontal 6' x 42" Steel Panel—Stair 8' x 42" Steel Panel—Horizontal 8' x 42" Steel Panel—Stair	BKSTLSQ0636HENPNL BKSTLSQ0636SENPNL BKSTLSQ0836HENPNL BKSTLSQ0836SENPNL  BKSTLSQ0642HENPNL BKSTLSQ0642SENPNL BKSTLSQ0842HENPNL BKSTLSQ0842SENPNL	BK
---	---	--	--	----

ACCESSORIES	DESCRIPTION	ITEM #	COLOR
<div>Enhance Steel Bracket Packs</div> <div></div>	Fixed Bracket 4-pk—Horizontal Swivel Bracket 2/pack—Top & Bottom—Horizontal Swivel Bracket 4/pack—Top & Bottom—Stair Cocktail Rail Bracket 10-pk (w/ fasteners)	BKSTLENFHBKT BKSTLENSWHBKT BKSTLENSWSBKT BKSTLENCTBKT	BK

Additional items are available in retail.


TREX® OUTDOOR LIGHTING & ACCESSORIES

COMPONENT	ITEM #	COMPONENT	ITEM #
<div>Flat Post Cap Light</div> <div>» 4" x 4" LED Post Cap Light [4.55 in x 4.55 in (115 mm x 115 mm) actual internal dimensions] » Use with Trex 4-in Composite Railing Posts » 5.5-ft (1.67 m) Male LightHub® Lead</div> <div></div>	BKSQLEDCAP4X4C WTSQLEDCAP4X4C VLSQLEDCAP4X4C RSSQLEDCAP4X4C BKSOLAR4X4CAP WTSOLAR4X4CAP VLSOLAR4X4CAP	<div>Transformer with Timer</div> <div>» Output Voltage: 12VDC » Output Power: 100W or 30W » Output Current: 8.3A or 2.5A » Photo-Activated Timer » 20-ft (6.09 m) LightHub® Wire Extension Cable</div> <div></div>	8.3A, 100W: DIMMABLE 83DLTRANSFORMERCC 2.5A, 30W: 25DLTRANSFORMER
<div>Aluminum Post Cap Light</div> <div>» 2.5" x 2.5" LED Aluminum Post Cap Light [2.6 in x 2.6 in (66 mm x 66 mm) actual internal dimensions] » Use with Trex 2.5-in Aluminum Railing Posts » 5.5-ft (1.67 m) Male LightHub® Lead</div> <div></div>	BKALCAPLED25 BZALCAPLED25 WTALCAPLED25	<div>LightHub® Accessories</div> <div>» 3-Way Splitter » 6-Way Splitter » 5 ft (1.52 m) Wire Extension Cable » 10 ft (3.04 m) Wire Extension Cable » 20 ft (6.09 m) Wire Extension Cable » Female to Female Adapter</div> <div></div>	DL3SPLIT6PK DL6SPLIT4PK DL5FTWR4PK DL10FTWR4PK DL20FTWR4PK DLFADAP6PK
<div>Aluminum Deck Rail Light</div> <div>» LED Deck Rail Light [2.75-in (69 mm) OD] » 5.5-ft (1.67 m) Male LightHub® Lead</div> <div></div>	BKLAMPLEDC BZLAMPLEDC WTLAMPLEDC	<div>Dimmer</div> <div>» Single Channel with Remote</div> <div></div>	DLDIMMER

TREX® OUTDOOR LIGHTING & ACCESSORIES

COMPONENT	ITEM #	COMPONENT	ITEM #
<div>Aluminum Wedge Deck Rail Light</div> <div>» LED Wedge Deck Rail Light [1.875-in wide x 3-in high (47 mm x 76 mm) actual dimensions] » Compatible with all Trex Railing Posts » 5.5-ft (1.67 m) Male LightHub® Lead</div> <div></div>	BKALPOSTLAMPED BZALPOSTLAMPED WTALPOSTLAMPED	<div>Wifi Lighting Controller</div> <div></div>	DLWIFIC
<div>Aluminum Stair Riser Light</div> <div>» 4 LED Riser Lights [1.25-in (31 mm) OD] » 5.5-ft (1.67 m) Male LightHub® Lead</div> <div></div>	BKRISERLED4PKC BZRISERLED4PKC WTRISERLED4PKC	<div>Forstner Bit</div> <div>» Pack of 6 » 1-in (25 mm)</div> <div></div>	DLBIT6PK
<div>Recessed Deck Light</div> <div>» 4 LED Recessed Lights [1-in (25 mm) OD] » 5.5-ft (1.67 m) Male LightHub® Lead</div> <div></div>	RECESSLED4PKC	<div>Multi-zone Transformer Adapter</div> <div></div>	DL5TF5PLIT1PK

TREX ALUMINUM ADA HANDRAIL

COMPONENT		ITEM #
	<div>1 36° Elbow</div> <div>2 Wall Mount</div> <div>3 Collar</div> <div>4 Wall Return 90°</div> <div>5 Handrail</div>	1.375-in x 8-ft (34 mm x 243 cm) Handrail Wall Return 90° Wall Mount Inside Corner Mount 180° Elbow ("Candy Cane") 5° Elbow 31° Elbow 34° Elbow 36° Elbow 90° Elbow Adjustable Elbow Straight 4-in (101 mm) Internal Connector Inline Termination Bracket Rail End Cap Collar  XXALADARAIL8 XXALADA90WR2G XXALADAWMNT2G XXALADAICORNER2G XXALADA180CCANE XXALADA05ELB XXALADA31ELB XXALADA34ELB XXALADA36ELB XXALADA90ELB2G XXALADAADJELB XXALINTCONN XXALADAINLINE XXALADACAP XXALADACLR

TREX ALUMINUM GATES

COMPONENT	DESCRIPTION	ITEM #
<div>Trex Signature® Adjustable Gate</div> <div>Available in BK, BZ and WT. Hardware sold separately.</div>	36" Rail Height, Square Balusters, Adjustable up to 48" wide opening 36" Rail Height, Round Balusters, Adjustable up to 48" wide opening 42" Rail Height, Square Balusters, Adjustable up to 48" wide opening 42" Rail Height, Round Balusters, Adjustable up to 48" wide opening  [Actual height 36" Rail: 36 in (914 mm); 42" Rail: 42 in (106 cm). Actual width is 47.5 in (120 cm) but can be cut to fit any width.]	XX36SQADJGATE XX36RDADJGATE XX42SQADJGATE XX42RDADJGATE
<div>Hardware Pack</div> <div>Hardware for attachment to wood post with composite sleeve or aluminum posts</div>	2 Adjustable Self-Closing Hinges 1 Locking Hasp With Keys	BKGATEHW



Trex®

TREX ALUMINUM AND COMPOSITE RAILING  
AND ANCILLARY PRODUCTS LIMITED WARRANTY

Trex Company, Inc. (hereinafter “Trex”) warrants to the original end-use purchaser (“Purchaser”) that, for the applicable Warranty Period set forth in Table I below, when properly installed, used and maintained under normal use and service conditions, and in accordance with Trex’s written instructions, Trex® product set forth in Table I below (the “Product”) shall be free from material defects in workmanship and materials, and shall not split, splinter, rot or suffer structural damage from termites or fungal decay.

Residential/Commercial Application: For purposes of this warranty, a “residential application” shall refer to an installation of the Product on an individual residence, and a “commercial application” shall refer to any installation of the Product other than on an individual residence.

Term of Limited Warranty: The term of this Limited Warranty for a Product (the “Warranty Period”) begins on the date of original purchase and shall be equal to the number of years set forth next to such Product in Table I below.

TABLE I

Product	Residential Warranty Period	Commercial Warranty Period
Trex Signature® Aluminum Railing, Trex Signature® X-Series™ Railing	50 Years	25 Years
Trex Signature® X-Series™ Cable Rail (Cable Infill/Assemblies ONLY)	10 Years	10 Years
Trex Transcend® Composite Railing	35 Years* or 25 Years*	10 Years
Select® Composite Railing, Trex Enhance® Composite Railing, Select™ Aluminum Railing, Trex® Fencing, and TrexTrim™	25 Years	10 Years
Trex® Deck Lighting (LEDs and Housings)	7 Years	7 Years
Trex® Deck Lighting (Transformer, Timer, Dimmer, WiFi Controller, Solar Components)	3 Years	3 Years
Trex® Deck Lighting (Solar Battery)	1 Year	1 Year

\*The 35-Year Residential Warranty Period for Trex Transcend Railing applies only in the United States of America, except in Arizona, Alabama, Arkansas, Florida, Louisiana, New Mexico, Missouri and Texas. In these States and all other Countries, Trex Transcend Railing has a 25-Year Residential Warranty Period.

**Transferability:** With respect to a residential application, this warranty may be transferred one (1) time, within the five (5) year period beginning from the date of original purchase by the Purchaser, to a subsequent buyer of the property upon which the Product was originally installed. With respect to a commercial application, this warranty is freely transferable to subsequent buyers of the property upon which the Product was originally installed.

EXCLUSIONS FROM WARRANTY COVERAGE

Notwithstanding the foregoing, (a) the warranty for Trex® Deck Lighting Products (excluding Trex® Solar Post Cap Lights) is valid only in each case provided that a Trex transformer is used (with no warranty on any components if a Trex transformer is not used), and any other Trex® Deck Lighting parts or accessories not listed in Table I above shall not be warranted; (b) this warranty shall not apply to any Trex products not listed in Table I, including, but not limited to, Trex decking products, Trex cladding products, Trex fascia products, Trex Select™ Steel Mesh (infill panel), Trex Enhance™ Steel Railing, and Trex fasteners (which each have separate warranties); and (c) with respect to installations where the atmosphere is influenced by a body of salt water (or other contaminant conditions), failure to adhere to the cleaning guidelines available at [www.trex.com](http://www.trex.com) will void this warranty with respect to any condition resulting from such failure.

The Product must be stored, handled, installed, used and maintained in accordance with instructions provided by Trex, and this Limited Warranty is conditioned upon compliance with all such instructions. Copies of Trex’s Installation Guides, Technical Information and Care and Cleaning Guides are available from Trex at the address listed below. The materials may also be obtained on Trex’s website at [trex.com](http://trex.com).

Any information or suggestion by Trex with respect to the Product concerning applications, specifications or compliance with codes and standards, including building or safety codes, is provided solely for Purchaser’s convenient reference and is made without any representation as to accuracy or suitability. Purchaser must verify and test the suitability of any information with respect to the Product for Purchaser’s specific application.

Trex does not warrant against, and is not responsible for, any condition attributable to: (1) improper installation of Product and/or failure to abide by Trex’s installation guidelines; (2) use of Product beyond normal use and service conditions, or in an application not recommended by Trex’s guidelines and local building codes; (3) movement, distortion, collapse or settling of the ground or the supporting structure on which Product is installed; (4) any act of God (such as flooding, hurricane, earthquake, lightning, etc.), environmental condition (such as air pollution, mold, mildew, etc.), exposure to corrosive elements (such as chemicals, pollution, etc.), or atmospheric contaminants (such as salt spray, salt air, etc.) if proper care and cleaning in accordance with the “Trex Signature®, Trex Signature® X-Series™”, Trex Select™ Aluminum Care and Cleaning Guide” was not adhered to, staining from foreign substances (such as dirt, grease, oil, etc.), tarnishing, or normal weathering (defined as exposure to sunlight, weather and atmosphere which will cause any colored surface to gradually fade, chalk, or accumulate dirt or stains); (5) variations or changes in color of Product; (6) improper handling, storage, abuse or neglect of Product by Purchaser, the transferee or third parties; (7) ordinary wear and tear; (8) vandalism; or (9) other causes beyond the control of Trex.

PROCEDURE FOR MAKING A CLAIM UNDER THIS LIMITED WARRANTY

To make a claim under this Limited Warranty, Purchaser, or the transferee, shall send to Trex, within the Warranty Period referred to above, a written description and photographs of the claimed defect and proof of purchase, to the following address:

Trex Company, Inc.  
Customer Relations  
2500 Trex Way  
Winchester, VA 22601

Upon confirmation by an authorized Trex representative of a valid claim hereunder, Trex’s sole responsibility shall be, at its option, to either: (a) replace the affected Product with new Product in an amount equal to the amount of defective material; or (b) refund the portion of the purchase price paid by Purchaser for such affected Product (not including the cost of its initial installation). Replacement Product will be as close in color, design and quality to the original Product as reasonably possible, in Trex’s discretion and determination, but Trex does not guarantee an exact match as colors and designs may change and Trex’s obligation as to replacement shall further be limited to replacement with the styles and colors of the Product that are available at the time of the replacement. The remedies stated in this paragraph are purchaser’s sole and exclusive remedies for any product that fails to conform to this limited warranty.

If a valid warranty claim hereunder is made during year eleven (11) or any year thereafter through the expiration of the applicable Warranty Period after the original purchase, recovery will be prorated in accordance with Table II, below. If Trex is providing replacement materials, it may elect to replace the percentage listed in Table II, below, of Product otherwise meeting the requirements for a claim, or if it is refunding the purchase price, it may elect to refund the percentage listed below in Table II of the purchase price of Product otherwise meeting the requirements for a claim.

TABLE II

Year of Claim	Warranty Period				
	50 Year	35 Year	25 Year	15 Year	10 Year
Recovery					
7	100%	100%	100%	80%	80%
8	100%	100%	100%	80%	80%
9	100%	100%	100%	60%	60%
10	100%	100%	100%	60%	60%
11	90%	80%	80%	40%	
12	90%	80%	80%	40%	
13	90%	80%	80%	20%	
14	90%	80%	60%	10%	
15	90%	60%	60%	10%	
16	90%	60%	60%		
17	70%	60%	40%		
18	70%	60%	40%		
19	70%	40%	40%		
20	70%	40%	20%		
21	70%	40%	20%		
22	70%	40%	20%		
23	50%	20%	10%		
24	50%	20%	10%		
25	50%	20%	10%		
26	50%	20%			
27	50%	20%			
28	50%	20%			
29	30%	10%			
30	30%	10%			
31	30%	10%			
32	30%	10%			
33	30%	10%			
34	30%	10%			
35	30%	10%			
36	20%				
37	20%				
38	20%				
39	20%				
40	20%				
41	20%				
42	20%				
43	20%				
44	20%				
45	20%				
46	20%				
47	20%				
48	10%				
49	10%				
50	10%				

TO THE FULLEST EXTENT PERMITTED UNDER THE LAW, TREX’S SOLE OBLIGATION UNDER THIS LIMITED WARRANTY SHALL BE, AT ITS OPTION, REPLACEMENT OF NON-CONFORMING PRODUCT OR A REFUND OF THE PURCHASE PRICE, AS DESCRIBED ABOVE. PURCHASER ASSUMES ALL RISK WHATSOEVER AS TO THE RESULT OF THE USE OF THE PRODUCT PURCHASED, WHETHER USED SINGULARLY OR IN COMBINATION WITH ANY OTHER PRODUCTS OR SUBSTANCES.

TO THE FULLEST EXTENT PERMITTED UNDER THE LAW, THIS LIMITED WARRANTY SHALL NOT COVER, AND TREX SHALL NOT BE RESPONSIBLE FOR, COSTS AND EXPENSES INCURRED WITH RESPECT TO THE REMOVAL OF DEFECTIVE PRODUCT OR THE INSTALLATION OF REPLACEMENT MATERIALS, INCLUDING, BUT NOT LIMITED TO, LABOR AND FREIGHT.

No person or entity is authorized by Trex to make and Trex shall not be bound by any statement or representation as to the quality or performance of Product other than as contained in this Limited Warranty. This Limited Warranty may not be altered or amended except in a written instrument signed by Trex and Purchaser.

TO THE FULLEST EXTENT PERMITTED UNDER THE LAW, UNDER NO CIRCUMSTANCES WILL TREX BE LIABLE FOR ANY SPECIAL, INDIRECT, INCIDENTAL, CONSEQUENTIAL, RELIANCE, STATUTORY, SPECIAL, PUNITIVE OR EXEMPLARY DAMAGES, INCLUDING, BUT NOT LIMITED TO, LOST PROFITS, LOSS OF USE, LOSS OF TIME, LOSS OF REVENUES, INCONVENIENCE, LOSS OF BUSINESS OPPORTUNITIES OR DAMAGE TO GOOD WILL OR REPUTATION DAMAGES, WHETHER SUCH DAMAGES ARE SOUGHT IN CONTRACT, IN TORT (INCLUDING, BUT NOT LIMITED TO, NEGLIGENCE AND STRICT LIABILITY) OR OTHERWISE, EVEN IF ADVISED OF THE POSSIBILITY OF SUCH DAMAGES OR SUCH DAMAGES COULD HAVE BEEN REASONABLY FORESEEN, IN CONNECTION WITH, ARISING OUT OF, OR AS A RESULT OF, THE SALE, DELIVERY, INSTALLATION, USE OR LOSS OF USE OF THE PRODUCT SOLD HEREUNDER, OR FOR ANY LIABILITY OF PURCHASER TO ANY THIRD PARTY WITH RESPECT THERETO AND TREX’S LIABILITY FOR NON-PERSONAL INJURY CLAIMS WITH RESPECT TO DEFECTIVE PRODUCT SHALL IN NO EVENT EXCEED THE REPLACEMENT OF SUCH PRODUCT OR REFUND OF THE PURCHASE PRICE, AS DESCRIBED ABOVE.

Some States or Provinces do not allow the exclusion or limitation of incidental or consequential damages, so the above limitation or exclusion may not apply to you. This Limited Warranty gives you specific legal rights, and you may also have other rights that vary from State to State or Province to Province.

Copyright © 2025 Trex Company, Inc.



Trex®

TREX® STEEL RAILING  
LIMITED WARRANTY

Trex Company, Inc. (hereinafter “Trex”) warrants to the original end-use purchaser (“Purchaser”) that, for the applicable Warranty Period set forth in Table I below, when properly installed, used and maintained under normal use and service conditions, and in accordance with Trex’s written instructions, Trex® product set forth in Table I below (the “Product”) shall be free from material defects in workmanship and materials, and shall not crack, peel, blister, flake, split, or suffer excessive corrosion. Corrosion is termed extensive when there are multiple rust-through perforations on the same piece of Product.

**Residential/Commercial Application:** For purposes of this warranty, a “residential application” shall refer to an installation of the Product on an individual residence, and a “commercial application” shall refer to any installation of the Product other than on an individual residence.

**Term of Limited Warranty:** The term of this Limited Warranty for a Product (the “Warranty Period”) begins on the date of original purchase and shall be either (1) for a period of 1 year for Product located within 1 mile or less from a saltwater coast line OR (2) for Product located more than 1 mile from a saltwater coastline, equal to the number of years set forth next to such Product in Table I below.

TABLE I

Product	Residential Warranty Period	Commercial Warranty Period
Trex Enhance™ Steel Railing, Trex Select™ Steel Mesh Railing (Mesh Infill Panel ONLY)	15 Years	10 Years

**Transferability:** With respect to a residential application, this warranty may be transferred one (1) time, within the five (5) year period beginning from the date of original purchase by the Purchaser, to a subsequent buyer of the property upon which the Product was originally installed. With respect to a commercial application, this warranty is freely transferable to subsequent buyers of the property upon which the Product was originally installed.

EXCLUSIONS FROM WARRANTY COVERAGE

**Notwithstanding the foregoing, (a) this warranty shall not apply to any Trex products not listed in Table I, including, but not limited to, Trex decking products, Trex cladding products, Trex fascia products, Trex fasteners, Trex Deck Lighting products, Trex Signature® railing, Trex Signature® X-Series™ railing, Trex Transcend® railing, Trex Select™ aluminum and composite railing, Trex Enhance® composite railing, Trex Fencing and TrexTrim (which each have separate warranties); (b) with respect to installations where the atmosphere is influenced by a body of salt water (or other contaminant conditions), failure to adhere to the cleaning guidelines available at [www.trex.com](http://www.trex.com) will void this warranty with respect to any condition resulting from such failure; and (c) Products that have had direct contact with salt water are excluded from this warranty.**

The Product must be stored, handled, installed, used and maintained in accordance with instructions provided by Trex, and this Limited Warranty is conditioned upon compliance with all such instructions. Copies of Trex’s Installation Guides, Technical Information and Care and Cleaning Guides are available from Trex at the address listed below. The materials may also be obtained on Trex’s website at [trex.com](http://trex.com).

Any information or suggestion by Trex with respect to the Product concerning applications, specifications or compliance with codes and standards, including building or safety codes, is provided solely for Purchaser’s convenient reference and is made without any representation as to accuracy or suitability. Purchaser must verify and test the suitability of any information with respect to the Product for Purchaser’s specific application.

Trex does not warrant against, and is not responsible for, any condition attributable to: (1) improper installation of Product and/or failure to abide by Trex’s installation guidelines; (2) use of Product beyond normal use and service conditions, or in an application not recommended by Trex’s guidelines and local building codes; (3) movement, distortion, collapse or settling of the ground or the supporting structure on which Product is installed; (4) any act of God (such as flooding, hurricane, earthquake, lightning, etc.), environmental condition (such as air pollution, mold, mildew, etc.), exposure to corrosive elements or atmospheric contaminants (such as salt spray, salt air, chemicals (including pool and ice removal chemicals), pollution, etc.), staining from foreign substances (such as dirt, grease, oil, etc.), tarnishing, welding, lawn care equipment damage, or normal weathering (defined as exposure to sunlight, weather and atmosphere which will cause any colored surface to gradually fade, chalk, or accumulate dirt or stains); (5) variations or changes in color of Product; (6) surface corrosion from scratches, nicks and dents; (7) improper handling, storage, abuse or neglect of Product by Purchaser, the transferee or third parties; (8) ordinary wear and tear; (9) vandalism; or (10) other causes beyond the control of Trex.

PROCEDURE FOR MAKING A CLAIM UNDER THIS LIMITED WARRANTY

To make a claim under this Limited Warranty, Purchaser, or the transferee, shall send to Trex, within the Warranty Period referred to above, a written description and photographs of the claimed defect and proof of purchase, to the following address:

Trex Company, Inc.  
Customer Relations  
2500 Trex Way  
Winchester, VA 22601

Upon confirmation by an authorized Trex representative of a valid claim hereunder, Trex’s sole responsibility shall be, at its option, to either: (a) replace the affected Product with new Product in an amount equal to the amount of defective material; or (b) refund the portion of the purchase price paid by Purchaser for such affected Product (not including the cost of its initial installation). Replacement Product will be as close in color, design and quality to the original Product as reasonably possible, in Trex’s discretion and determination, but Trex does not guarantee an exact match as colors and designs may change and Trex’s obligation as to replacement shall further be limited to replacement with the styles and colors of the Product that are available at the time of the replacement. The remedies stated in this paragraph are purchaser’s sole and exclusive remedies for any product that fails to conform to this limited warranty.

If a valid warranty claim hereunder is made during year eleven (11) or any year thereafter through the expiration of the applicable Warranty Period after the original purchase, recovery will be prorated in accordance with Table II, below. If Trex is providing replacement materials, it may elect to replace the percentage listed in Table II, below, of Product otherwise meeting the requirements for a claim, or if it is refunding the purchase price, it may elect to refund the percentage listed below in Table II of the purchase price of Product otherwise meeting the requirements for a claim.

TABLE II

Year of Claim	Recovery
11	80%
12	80%
13	80%
14	60%
15	60%
16	60%
17	40%
18	40%
19	40%
20	20%
21	20%
22	20%
23	10%
24	10%
25	10%

**TO THE FULLEST EXTENT PERMITTED UNDER THE LAW, TREX’S SOLE OBLIGATION UNDER THIS LIMITED WARRANTY SHALL BE, AT ITS OPTION, REPLACEMENT OF NON-CONFORMING PRODUCT OR A REFUND OF THE PURCHASE PRICE, AS DESCRIBED ABOVE. PURCHASER ASSUMES ALL RISK WHATSOEVER AS TO THE RESULT OF THE USE OF THE PRODUCT PURCHASED, WHETHER USED SINGULARLY OR IN COMBINATION WITH ANY OTHER PRODUCTS OR SUBSTANCES.**

**TO THE FULLEST EXTENT PERMITTED UNDER THE LAW, THIS LIMITED WARRANTY SHALL NOT COVER, AND TREX SHALL NOT BE RESPONSIBLE FOR, COSTS AND EXPENSES INCURRED WITH RESPECT TO THE REMOVAL OF DEFECTIVE PRODUCT OR THE INSTALLATION OF REPLACEMENT MATERIALS, INCLUDING, BUT NOT LIMITED TO, LABOR AND FREIGHT.**

**No person or entity is authorized by Trex to make, and Trex shall not be bound by, any statement or representation as to the quality or performance of Product other than as contained in this Limited Warranty. This Limited Warranty may not be altered or amended except in a written instrument signed by Trex and Purchaser.**

**TO THE FULLEST EXTENT PERMITTED UNDER THE LAW, UNDER NO CIRCUMSTANCES WILL TREX BE LIABLE FOR ANY SPECIAL, INDIRECT, INCIDENTAL, CONSEQUENTIAL, RELIANCE, STATUTORY, SPECIAL, PUNITIVE OR EXEMPLARY DAMAGES, INCLUDING, BUT NOT LIMITED TO, LOST PROFITS, LOSS OF USE, LOSS OF TIME, LOSS OF REVENUES, INCONVENIENCE, LOSS OF BUSINESS OPPORTUNITIES OR DAMAGE TO GOOD WILL OR REPUTATION DAMAGES, WHETHER SUCH DAMAGES ARE SOUGHT IN CONTRACT, IN TORT (INCLUDING, BUT NOT LIMITED TO, NEGLIGENCE AND STRICT LIABILITY) OR OTHERWISE, EVEN IF ADVISED OF THE POSSIBILITY OF SUCH DAMAGES OR SUCH DAMAGES COULD HAVE BEEN REASONABLY FORESEEN, IN CONNECTION WITH, ARISING OUT OF, OR AS A RESULT OF, THE SALE, DELIVERY, INSTALLATION, USE OR LOSS OF USE OF THE PRODUCT SOLD HEREUNDER, OR FOR ANY LIABILITY OF PURCHASER TO ANY THIRD PARTY WITH RESPECT THERETO AND TREX’S LIABILITY FOR NON-PERSONAL INJURY CLAIMS WITH RESPECT TO DEFECTIVE PRODUCT SHALL IN NO EVENT EXCEED THE REPLACEMENT OF SUCH PRODUCT OR REFUND OF THE PURCHASE PRICE, AS DESCRIBED ABOVE.**

Some States or Provinces do not allow the exclusion or limitation of incidental or consequential damages, so the above limitation or exclusion may not apply to you. This Limited Warranty gives you specific legal rights, and you may also have other rights that vary from State to State or Province to Province.

Copyright © 2025 Trex Company, Inc.





# Trex®

DECKING | RAILING | FASTENERS | FASCIA | LIGHTING | KITCHENS | FURNITURE | PERGOLA  
DRAINAGE | SPIRAL STAIRS | CORNHOLE | LATTICE | CLADDING | FENCING

Visit [trex.com](https://www.trex.com) or call 1-800-BUY-TREX

FIND US ON



© 2025 Trex Company, Inc. All rights reserved. Trex®, the Trex logo, TrexPro®, Trex Enhance®, Trex Select®, Trex Transcend®, Trex Transcend® Lineage™, Trex Signature®, Trex® Outdoor Lighting, Trex Hideaway®, Trex® Pergola, Trex® Outdoor Kitchens, Trex® Outdoor Furniture, Trex® Cladding, Trex® Fascia, Trex® Spiral Stairs, Trex® Cornhole, Trex® Lattice and Trex® Fencing are either federally registered trademarks, trademarks or trade dress of Trex Company, Inc., Winchester, Virginia or its licensees.  
© 2025 Warner Bros. Discovery, Inc. or its subsidiaries and affiliates. All trademarks are the property of their respective owners. All rights reserved.